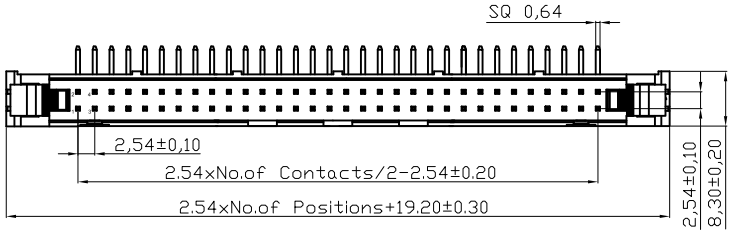


Special(with fixing holes) ⑥

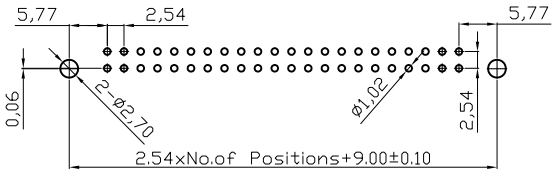


Standard

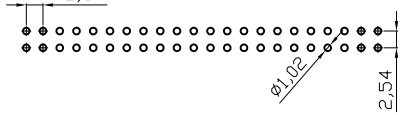


Recommended P.C.B Layout(Top Side)
(PCB BOARD TOLERANCE±0.05)

NOTES:

MATERIAL
1.Insulator Material:PBT+30%G.F,(UL94V-0), Grey
2.Contact Material : Brass
3.Contact Plating : Gold Flash / Tin Over Ni
ELECTRICAL
1.Current Rating : 3.0AMP
2.Withstand Voltage : 1000V AC/minute
3.Contact Resistance : 20mΩ max
4.Insulation Resistance: 1000MΩ min
ENVIRONMENTAL
1.Operation Temperature: -40°C to +105°C
2.Packing : Tray
3.No side slot "A" and "B" from 6 to 16 pin
No side slot "A" from 18 to 58 pin

Ordering Information

AWH xxA-02x2-T

③ No. of Contacts
06 08
10 12
14 16
18 20
24 26
30 34
40 50
60 64

Latch Type
0(w/o latch)
2(with short latch)
3(with long latch)

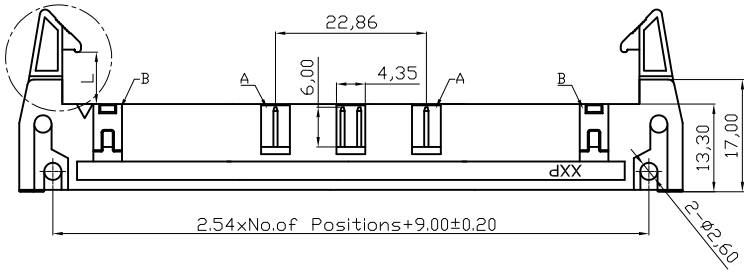


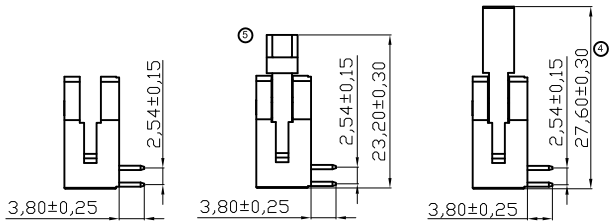


without Latch
with short Latch
with long Latch

Dimension L

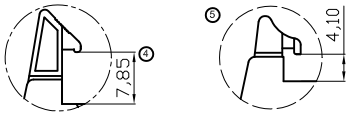


Long Latch
Short Latch

**RoHS compliant**

| Scale | 1:1 |
|---|---|
| TOLERANCE | |
| X.X | ±0.40 |
| X.XX | ±0.25 |
| X.XXX | ±0.15 |
| Angle | ±3° |

| Id. | Modification | Date | Name |
|---|---|---|---|
| ⑥ | Add special PCB layout | 07.12.2010 | Alex |
| ⑤ | Correct drawing of short latch | 05.05.2010 | Dean |
| ④ | Change dimension | 27.10.2009 | Dean |
| ③ | Correct No. of contacts | 29.06.2009 | Dean |
| ② | Update | 21.05.2009 | Rale |
| ① | Drawn | 25.01.2006 | Alex |

| | Date | Name |
|---|---|---|
| Drawn | 25.01.2006 | Alex |
| Approved | 07.12.2010 | Gerber |

ASSMANN WSW components

Customer-No.

ASSMANN WSW-No.
AWH xxA-02x2-T

Drawing-No.
ASS 2311 CO

rev06

Replace

Sheet

SV79