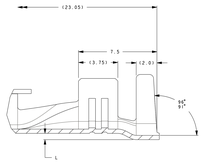

PARTIAL VIEW
SECTION A-A
UNSEALED CONSTRUCTION

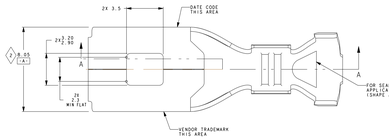

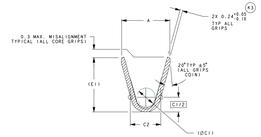

SECTION B-B
FOR SEALED AND UNSEALED
CONSTRUCTION CORE GRIP

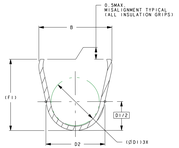

SEALED CONSTRUCTION
SECTION C-C

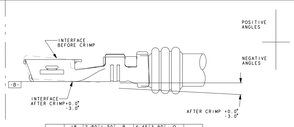

16	.18	2.80[+.50 / -.50]	5	4.45[+3.50 / -3.50]	O	Y				
12	.14	2.80[+.50 / -.50]	5	5.15[+4.80 / -3.50]	O	Y				
10	.10	3.85[2.45]	8	6.10[+5.70 / -3.50]	O	Y				
22/22	.12	4.57[.60]	8	3.60[2.40]	B	N				
22/20	.12	4.57[.70]	5	3.60[+3.50 / -3.50]	O	N				
20/20	.12	4.57[.80]	5	4.20[+3.50 / -3.50]	O	N				
20/18	.12	4.57[.90]	5	4.20[+3.50 / -3.50]	O	N				
18/18	.12	4.57[1.00]	5	4.20[+3.50 / -3.50]	O	N				
16	.18	2.80[+.50 / -.50]	5	3.20[+2.80 / -2.80]	O	N				
	.18	2.80[.50]	5	3.20[+2.80 / -2.80]	O					
13	18/16	4.57[.10]	8	4.60[2.40]	B	N				
	16/16	4.57[.20]	5	4.60[+3.40 / -3.40]	O	N				
	14/14	4.57[.30]	5	4.60[+3.40 / -3.40]	O	N				
12	.14	5.10[+4.80 / -3.50]	5	5.80[+5.70 / -3.50]	O	N				
12	.12	5.10[2.45]	8	5.80[3.50]	O	N				
11										
10	.10	3.85[2.45]	8	4.60[3.70]	D	N				
GRIP CODE / WIRE SIZE	CM	CH	CRIMP STYLE	CW	CH	CRIMP STYLE	CABLE SEAL			
CONDUCTOR				INSULATION						

CRIMP SPECIFICATIONS (MM)
(REFERENCE ONLY)

• SEE CHARTED P/N'S FOR APPROPRIATE WIRE SPECIFICATION

SEE F.C.INTERLOCK PRODUCT EVALUATION LAB #APF3 TERMINAL CRIMP GUIDELINES FOR CRIMP HEIGHT, CRIMP WIDTH, AND CRIMP STYLE. NOT CRIMPING TO THESE GUIDELINES MAY RESULT IN ELECTRICAL OR MECHANICAL FAILURES.

CRIMP TOLERANCES FOR BOTH CONDUCTOR AND INSULATION CRIMPS TO BE AS FOLLOWS:

CW CRIMP WIDTH ±0.08
CH CRIMP HEIGHT ± 0.05

CRIMP SPECIFICATIONS

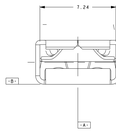

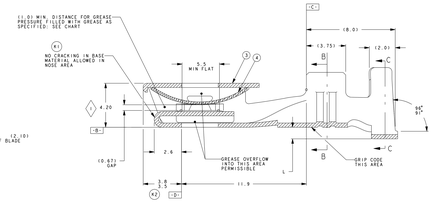

SECTION A-A
SEALED CONSTRUCTION

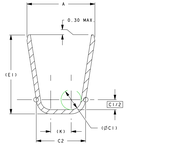

SECTION B-B
CORE GRIP
DOUBLE WIRE

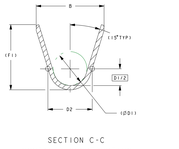

SECTION C-C
UNSEALED CONSTRUCTION

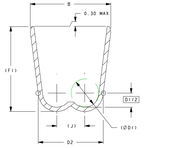

SECTION C-C
UNSEALED CONSTRUCTION
DOUBLE WIRE

54001226	JM3-1225-T0G	0486828AA	-----	(23.530) . (412.769)	CRIMP	12	4.6	6.9	2.0	2.9	4.6	5.6	4.8	(0.70)	5.7	(14.70)	-	-	0.6	2.1								
F.C.I. P/N	INTERLOCK P/N	DAIMLERCHRYSLER	M33450 AMS(MAX O.D.)	M27880. 0288 AMS(MAX O.D.)	WIRE ATTACH.	GRIP CODE	A±0.4	B±0.4	(ØC1)	C2	(ØD1)	D2	(E1)	(F)	(F1)	(G)	(J)	(K)	L	M1								
TIN-PLATED WIRE UNIFLOR 8817 GREASE (ELECTRO-MATTE/HALT) CABLE SEAL			SINGLE WIRE																									
54001623	JM3-1625-T0	04801089	-----	(612.413) . (812.20)	CRIMP	16	3.5	5.9	1.2	1.9	3.6	4.4	4.2	6.80	4.9	11.60	-	-	0.4	1.8								
54001224	JM3-1225-T0	04801089	-----	(23.530) . (412.769)	CRIMP	12	4.6	6.9	2.0	2.9	4.6	5.6	4.8	(0.70)	5.7	(14.70)	-	-	0.6	2.1								
54001023	JM3-1025-T0	04801089	-----	(1.016) . (1.689)	CRIMP	10	5.6	8.8	2.4	3.4	5.4	6.5	6.1	(1.50)	7.3	(18.00)	-	-	1.1	3.0								
F.C.I. P/N	INTERLOCK P/N	DAIMLERCHRYSLER	M33450	M27880. 0288 AMS(MAX O.D.)	WIRE ATTACH.	GRIP CODE	A±0.4	B±0.4	(ØC1)	C2	(ØD1)	D2	(E1)	(F)	(F1)	(G)	(J)	(K)	L	M1								
TIN-PLATED W/O GREASE (ELECTRO-MATTE/HALT) (MATERIALS 3 & 4) CABLE SEAL			SINGLE WIRE																									
54001871	JM3-1825-T0G	0486835AA	-----	(812.20)	CRIMP	18	3.8	4.2	1.5	2.3	2.9	2.9	-	-	4.0	8.90	-	-	0.40	1.8								
54001622	JM3-1625-T0G	0486835AA	-----	(612.413) . (812.20)	CRIMP	16	3.5	4.2	1.2	1.9	2.0	2.9	4.2	8.80	4.0	8.90	-	-	0.40	1.8								
54001223	JM3-1225-T0G	0486835AA	-----	(23.530) . (412.769)	CRIMP	12	4.6	4.9	2.0	2.9	2.8	2.8	4.8	(0.70)	4.2	(10.20)	-	-	0.40	2.1								
54001028	JM3-1025-T0G	0486835AA	-----	(014.089)	CRIMP	10	5.6	6.8	2.4	3.4	3.2	4.2	6.1	(3.50)	6.2	(14.45)	-	-	0.40	3.0								
F.C.I. P/N	INTERLOCK P/N	DAIMLERCHRYSLER	SINGLE WIRE		WIRE ATTACH.	GRIP CODE	A±0.4	B±0.4	(ØC1)	C2	(ØD1)	D2	(E1)	(F)	(F1)	(G)	(J)	(K)	L	M1								
TIN-PLATED WITH WYE UNIFLOR 8817 GREASE (ELECTRO-MATTE/HALT) UNSEALED																												
54001870	JM3-1825-T0	04801136AA	-----	(812.20)	CRIMP	18	3.8	4.2	1.5	2.3	2.9	2.9	4.2	8.80	4.0	8.90	-	-	0.40	1.8								
54001621	JM3-1625-T0	04801136AA	-----	(1.016)	CRIMP	16	5.5	6.8	1.9	2.9	3.5	4.2	6.1	(3.50)	6.2	(14.45)	1.50	1.00	0.70	TBD								
54001221	JM3-1225-T0	04801136AA	-----	(612.413) . (812.20)	CRIMP	14	5.5	4.2	1.9	2.9	2.5	3.5	4.8	8.80	4.8	8.90	-	-	0.40	TBD								
54001312	JM3-1325-T0	04801136AA	-----		CRIMP	13	5.1	6.2	1.3	3.5	1.9	4.6	5.3	(2.35)	5.4	(13.40)	1.90	1.30	0.70	TBD								
54001222	JM3-1225-T0	04801136AA	-----	(23.530) . (412.769)	CRIMP	12	4.6	4.9	2.0	2.9	2.8	2.8	4.8	(0.70)	4.4	(10.20)	-	-	0.40	2.1								
54001103	JM3-1125-T0	04801136AA	-----	-----	CRIMP	11	6.3	7.8	1.9	4.7	2.7	6.2	7.5	(7.65)	7.4	(18.70)	2.70	1.90	0.70	TBD								
54001022	JM3-1025-T0	04801136AA	-----	(014.089)	CRIMP	10	5.6	6.8	2.4	3.4	3.2	4.2	6.1	(3.50)	6.4	(14.45)	-	-	0.40	3.0								
F.C.I. P/N	INTERLOCK P/N	DAIMLERCHRYSLER	M33450 AMS(MAX O.D.)	M27880. 0288 AMS(MAX O.D.)	WIRE ATTACH.	GRIP CODE	A±0.4	B±0.4	(ØC1)	C2	(ØD1)	D2	(E1)	(F)	(F1)	(G)	(J)	(K)	L	M1								
TIN-PLATED W/O GREASE (ELECTRO-MATTE/HALT) UNSEALED			SINGLE WIRE																									

EXCEPTION TO PF-9600

1. TERMINAL IS RATED AT 50 AMPS @ 55°ROA OPEN BENCH TESTED PER PF-752.
2. TERMINAL IS RATED AT 31 AMPS @ 20°ROA PER PF-9600.

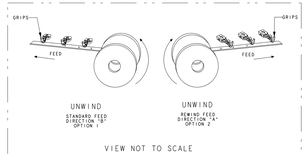

VIEW NOT TO SCALE

PACKAGING: PANCAKE REELS WITH PAPER INTERLEAF

NOTE: CUSTOMER REQUEST FOR REWIND PARTS WILL INCLUDE AN "RWC" IN THE PART NO. SUFFIX. MATERIAL IS O.W. PART NUMBER JM3-1625-T0 WILL BECOME JM3-1625-T0RWC-OPTION 2

THIS PART NUMBER SYSTEM WILL BE AVAILABLE FOR ALL B.O.W. PART NUMBERS CHARTED TO THE LEFT IN CHART.

INSERTION AND REMOVAL FORCES

	INSERTION	1ST REMOVAL	10TH REMOVAL
TERMINAL WITHOUT GREASE	(6.0-9.0 N)	(2.0 N MIN)	(2.0 N MIN)
TERMINAL WITH GREASE	(4-7.5 N)	(2.0 N MIN)	(2.0 N MIN)

*INSERTION AND REMOVAL FORCES PER ABOVE CHART ARE TO BE TAKEN USING A CARBON STEEL GAGE PER F.C.INTERLOCK DWG. DWG. NO TO BE SPECIFIED. FORCE MEASUREMENTS TO BE TAKEN AUTOMATICALLY AT A RATE OF 10±4mm/s USING MECHANICAL MOTION. THE GAGE BLADE SHALL BE 7.24 LONG, 2.0 WIDE, 0.64 THICK, AND ALLOW THE RECEPTACLE TERMINAL TO FLOAT SLIGHTLY PER F.C.INTERLOCK DWG. (TBD). GAGE BLADE MUST ENTER THE RECEPTACLE TERMINAL AT: A MIN/NOM 0.5mm

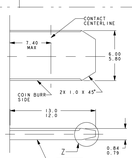

MATING BLADE REQUIREMENTS

COPPER ALLOY, 304 MIN. T.A.C.S.-TIN PLATED

MATING BLADE VIEW

QUALITY ASSURANCE REQUIREMENTS PER

CHRYSLER PS 7300: ◇

(#) INDICATES IN-PROCESS INSPECTION (FOR MANUFACTURING DIMENSIONS)(SEE SPECIFICATIONS).

WIRING FABRICATORS MUST PURCHASE FROM SOURCES SHOWN

CABLE SEALS SHOWN ON CHART DWG 04801100

CABLE SEALS TO BE PURCHASED FROM APPROVED LOCATIONS ONLY. LOCATION CONNECTOR SEALS

ITEM (3) MATERIAL: 7.38MM.0.12 O.D.X 0.0508 THICK COPPER ALLOY, TEMPER: 1/2 HARD, 0.0254-0.0508 THICK TENSILE STRENGTH: 413-482. Max ELONGATION IN 51 mm: 20 MIN.

ITEM (4) MATERIAL: 0.254±0.010 O.D.X0.0762 THICK 1008 HOT-DIP PLATED 0.00310.0038 THICK TIN. TENSILE STRENGTH: 310-448 MPa ELONGATION IN 51 mm: 15 MIN.

THIS DRAWING REPLACES DAIMLER CHRYSLER DRAWING 04801083.

CHARTED CABLE SEALS					
18	E0001906	X-1053-005	YELLOW	MIL-I23A	MS-8268
16	E0001905	X-1053-004	ORANGE	MIL-I23A	MS-8268
14	E0001904	X-1053-003	LT. BLUE	MIL-I23A	MS-8268
12	7158-3136-60	X-1067-002	GREEN	MIL-I23A	MS-8268
10	E0001902	X-1053-001	RYL BLUE	APPROVED WIRE SPEC.	APPROVED WIRE SPEC.
WIRE SIZE	FEDRAL PART NO.	S.T.S. PART NO.	COLOR	FORD	CHRYSLER

11754	12-01-01	CJ	A.M.	SCHEDULE AT FABRICATION. ADDED Z & Y TYP											
9557	06-12-97	G	J.D.	CHANGED CLARIFIED THE BOX DIMENSIONS OF THE GRIP CODE											
1	1	1		CHANGED GRIP CODE DIMENSIONS											
9243	12-04-97	F3	-	REMOVED CLASS 1											
9161	10-21-97	F2	-	ADDED 2X 0.24[+0.10 / -0.18] TYP. ALL GRIPS											
1	1	1		ADDED 0.3 MAX. MISALIGNMENT TYPICAL (ALL CORE GRIPS)											
8832	01-08-97	F1	-	ADDED 0.5MAX MISALIGNMENT TYPICAL (ALL INSULATION GRIPS)											
1	1	1	-	CHANGED CW, CH, CRIMP STYLE											
1	1	1	-	ADDED CW, CH, CRIMP STYLE											
1	1	1	-	CHANGED A, B, (ØC1), (ØD1) & (K)											
1	1	1	-	ADDED A, B, (ØC1), (ØD1) & (K)											
1	1	1	-	CHANGED A, B, (ØC1), (ØD1) & (K)											
1	1	1	-	ADDED A, B, (ØC1), (ØD1) & (K)											
7913	08-14-96	J	MM	CHANGED CRIMP HEIGHT	JM	SSL	SSL								
7806	06-14-96	B	M-	REVISED BY CRIMPER PER PF-9600	JM	SSL	SSL								
7762	03-04-96	M3	-	CORRECTED SPACE DRAWING	JM	SSL	SSL								
7542	01-01-96	M2	-	CORRECT * SPACE DRAWING	JM	SSL	SSL								
7264	01-01-96	M1	-	CORRECT * SPACE DRAWING	JM	SSL	SSL								
7199	12-18-95	A1	-	ADDED 4X GRIP RESOLUTION	JM	SSL	SSL								
6557	05-17-94	A	-	ADDED 2X GRIP RESOLUTION CHART	JM	SSL	SSL								
DR NAME	DATE	REVISION	ECN#	REVISION	DR	CK	AP								

TOLERANCES UNLESS OTHERWISE SPECIFIED: ±0.25 ANGLES ±0.5°	DO NOT SCALE DRAWING	DR DATE 12-04-96	
DIMENSIONS ARE IN MM		DR NAME JM	
DO NOT APPLY PLATING	DRAWN	03-01-2007	DR NAME JM
DO NOT APPLY PAINTING	CHECKED		CK NAME SSL
DO NOT APPLY LUBRICANTS	APPROVED		AP NAME SSL
			CHART - TERMINAL
			SEALED AND UNSEALED
			A25025_CUST 1
			A25025_CUST 1