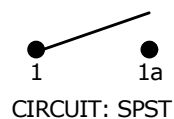


RECOMMENDED P.C.B. PANEL MOUNTING

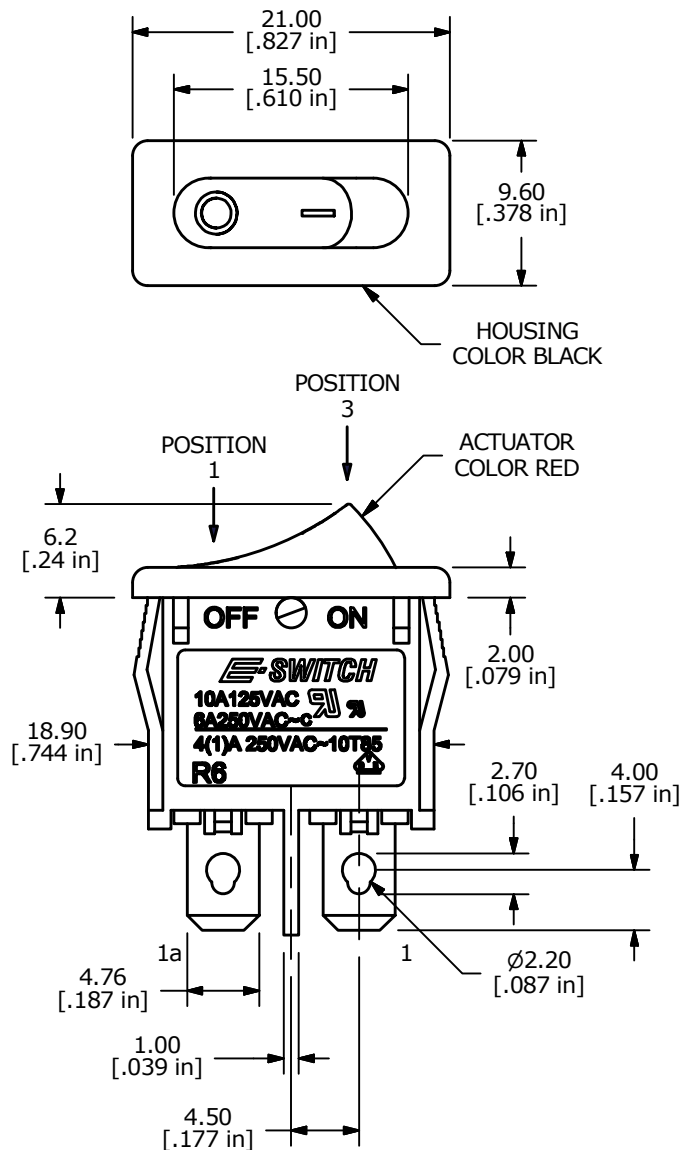
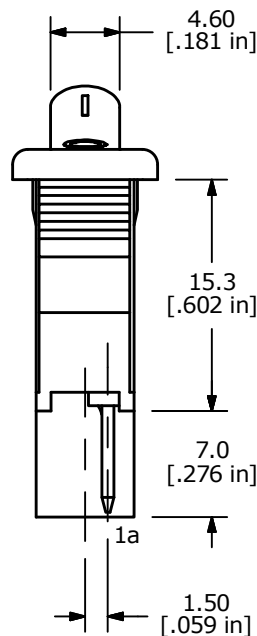
PANEL THICKNESS	X
0.75-1.25	19.2
1.25-2.00	19.4
2.00-3.00	19.6

SWITCH FUNCTION		
POS. 1	POS. 2	POS. 3
OFF	NONE	ON
OPEN	N/A	1-1a



NOTES:

1. ALL DIMENSIONS IN MM [INCH]
2. GENERAL TOLERANCE: X.X±0.4  
X.XX±0.25
3. TERM. NOS. FOR REF. ONLY
4. RATING: 4(1)A 250VAC, 10A 125VAC, 6A 250VAC
5. MATERIAL: BODY & ROCKER, NYLON 6/6 UL94 V-2
6. ▲ DENOTES CRITICAL PARAMETER.



D	22536	UPDATED DIMENSIONS	10/7/16	MJR
C	16949	17.6 DIM CHANGED TO 17.3	1/31/07	TN
REV	PCR NO	DESCRIPTION	DATE	BY

THE INFORMATION CONTAINED IN THIS DOCUMENT IS PROPRIETARY TO E-SWITCH AND IS NOT TO BE COPIED OR TRANSFERRED

TITLE R6ABLKREDFF				
SCALE 2:1	DATE 8/2/2000	DR GLG	DWG M060305	REV D