

# E1SEAS-14.31818M TR [Click part number to visit Part Number Details page](#)

## REGULATORY COMPLIANCE (Data Sheet downloaded on Sep 11, 2016)



◀ Click badges to download compliance docs

Regulatory Compliance standards are subject to updates by governing bodies. Click the badges to download the latest compliance docs for this part number directly from Ecliptek.



## ITEM DESCRIPTION

Quartz Crystal Resonator HC49/UP Short 2 Pad Surface Mount (SMD) 3.2mm Height Metal Resistance Weld Seal 14.31818MHz  $\pm 30$ ppm at 25°C,  $\pm 50$ ppm over -20°C to +70°C Series Resonant

## ELECTRICAL SPECIFICATIONS

Nominal Frequency	14.31818MHz
Frequency Tolerance/Stability	$\pm 30$ ppm at 25°C, $\pm 50$ ppm over -20°C to +70°C
Aging at 25°C	$\pm 5$ ppm/year Maximum
Load Capacitance	Series Resonant
Shunt Capacitance	7pF Maximum
Equivalent Series Resistance	70 Ohms Maximum
Mode of Operation	AT-Cut Fundamental
Drive Level	1mWatt Maximum
Storage Temperature Range	-55°C to +125°C
Insulation Resistance	500 Megaohms Minimum (Measured at 100Vdc)

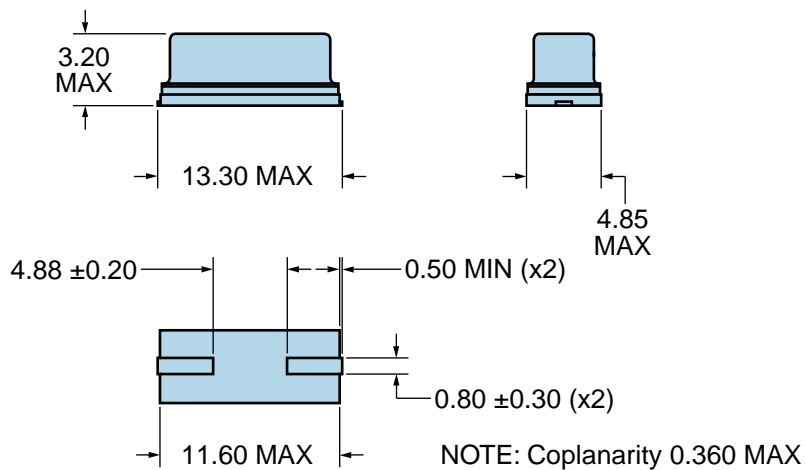
## ENVIRONMENTAL & MECHANICAL SPECIFICATIONS

ESD Susceptibility	MIL-STD-883, Method 3015, Class 1, HBM: 1500V
Fine Leak Test	MIL-STD-883, Method 1014, Condition A
Flammability	UL94-V0
Gross Leak Test	MIL-STD-883, Method 1014, Condition C
Mechanical Shock	MIL-STD-202, Method 213, Condition C
Moisture Resistance	MIL-STD-883, Method 1004
Moisture Sensitivity	J-STD-020, MSL1
Resistance to Soldering Heat	MIL-STD-202, Method 210, Condition K
Resistance to Solvents	MIL-STD-202, Method 215
Solderability	MIL-STD-883, Method 2003
Temperature Cycling	MIL-STD-883, Method 1010, Condition B
Vibration	MIL-STD-883, Method 2007, Condition A

# E1SEAS-14.31818M TR

[Click part number to visit Part Number Details page](#)

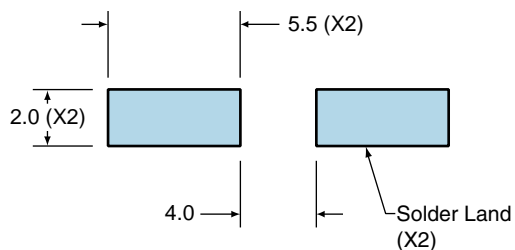
## MECHANICAL DIMENSIONS (all dimensions in millimeters)



LINE	MARKING
1	E14.318M E=Ecliptek Designator

## Suggested Solder Pad Layout

All Dimensions in Millimeters



All Tolerances are  $\pm 0.1$

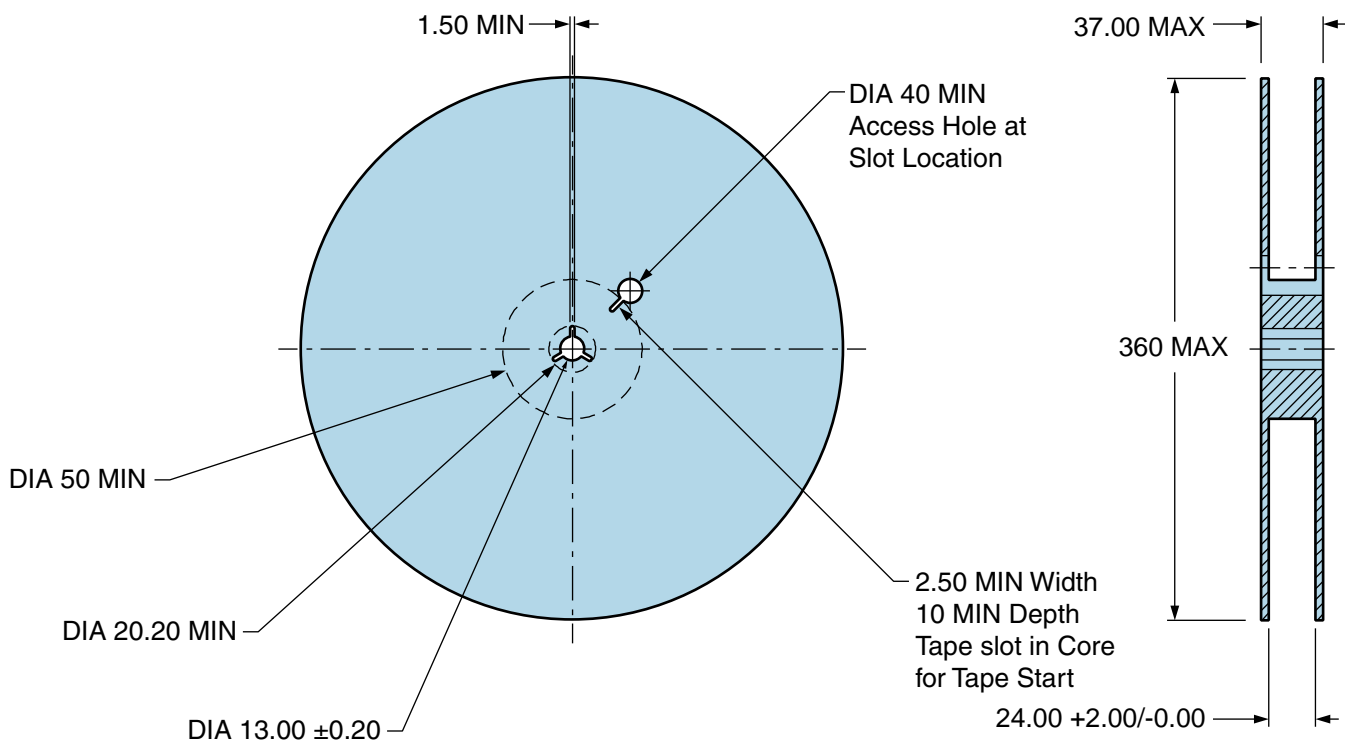
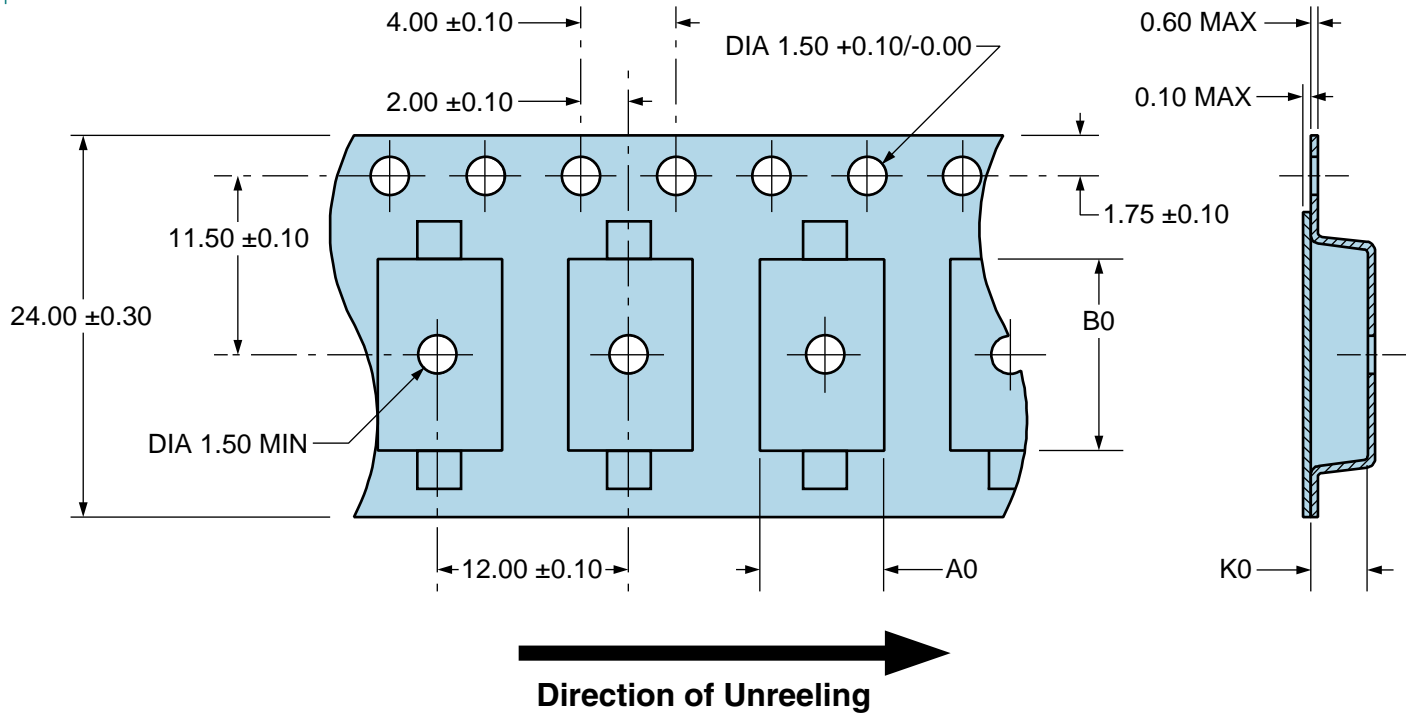
# E1SEAS-14.31818M TR

## Tape & Reel Dimensions

Quantity Per Reel: 1,000 units

All Dimensions in Millimeters

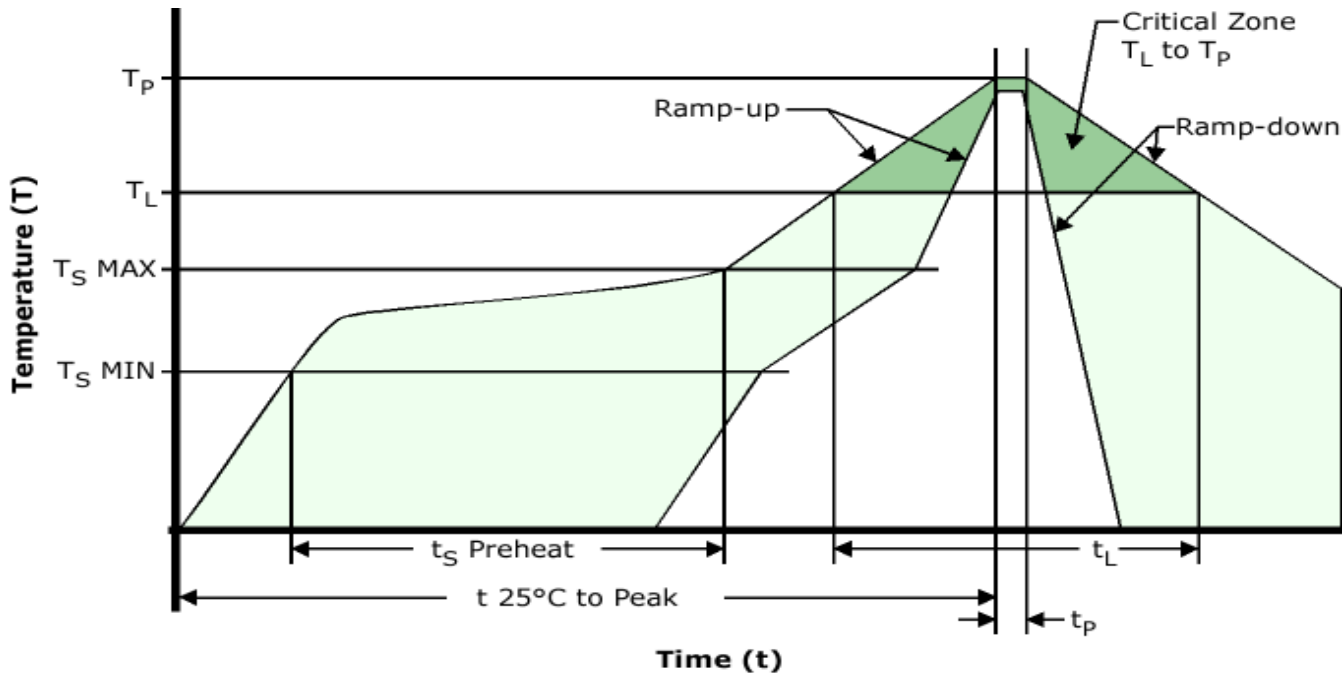
Compliant to EIA-481



# E1SEAS-14.31818M TR

[Click part number to visit Part Number Details page](#)

## Recommended Solder Reflow Methods



## High Temperature Infrared/Convection

$T_S$ MAX to $T_L$ (Ramp-up Rate)	3°C/Second Maximum
-----------------------------------	--------------------

### Preheat

- Temperature Minimum ( $T_S$ MIN)	150°C
- Temperature Typical ( $T_S$ TYP)	175°C
- Temperature Maximum ( $T_S$ MAX)	200°C
- Time ( $t_s$ MIN)	60 - 180 Seconds

Ramp-up Rate ( $T_L$ to $T_P$ )	3°C/Second Maximum
---------------------------------	--------------------

### Time Maintained Above:

- Temperature ( $T_L$ )	217°C
- Time ( $t_L$ )	60 - 150 Seconds

Peak Temperature ( $T_P$ )	260°C Maximum for 10 Seconds Maximum
----------------------------	--------------------------------------

Target Peak Temperature ( $T_P$ Target)	250°C +0/-5°C
---	---------------

Time within 5°C of actual peak ( $t_p$ )	20 - 40 Seconds
--	-----------------

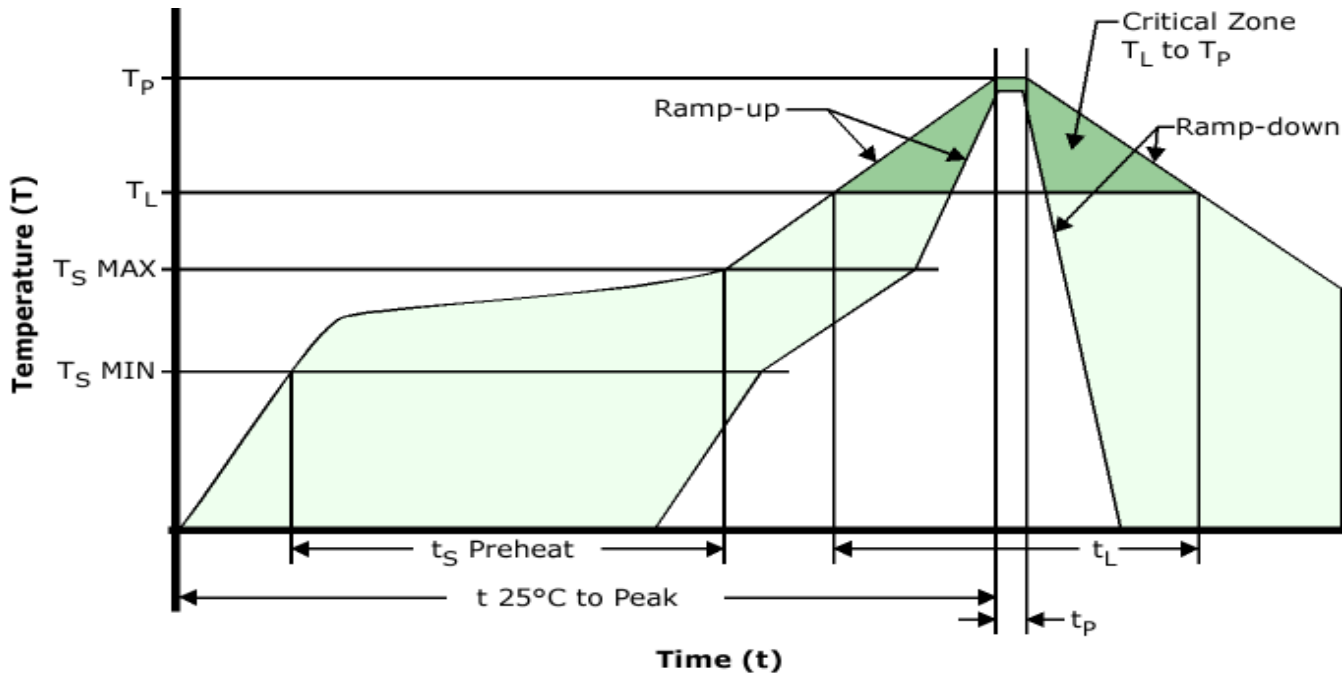
Ramp-down Rate	6°C/Second Maximum
----------------	--------------------

Time 25°C to Peak Temperature (t)	8 Minutes Maximum
-----------------------------------	-------------------

Moisture Sensitivity Level	Level 1
----------------------------	---------

# E1SEAS-14.31818M TR [Click part number to visit Part Number Details page](#)

## Recommended Solder Reflow Methods



### Low Temperature Infrared/Convection 245°C

$T_s$ MAX to $T_L$ (Ramp-up Rate)	5°C/Second Maximum
<b>Preheat</b>	
- Temperature Minimum ( $T_s$ MIN)	N/A
- Temperature Typical ( $T_s$ TYP)	150°C
- Temperature Maximum ( $T_s$ MAX)	N/A
- Time ( $t_s$ MIN)	30 - 60 Seconds
<b>Ramp-up Rate (<math>T_L</math> to <math>T_P</math>)</b>	5°C/Second Maximum
<b>Time Maintained Above:</b>	
- Temperature ( $T_L$ )	150°C
- Time ( $t_L$ )	200 Seconds Maximum
<b>Peak Temperature (<math>T_P</math>)</b>	245°C Maximum
<b>Target Peak Temperature (<math>T_P</math> Target)</b>	245°C Maximum 2 Times / 230°C Maximum 1 Time
<b>Time within 5°C of actual peak (<math>t_p</math>)</b>	10 Seconds Maximum 2 Times / 80 Seconds Maximum 1 Time
<b>Ramp-down Rate</b>	5°C/Second Maximum
<b>Time 25°C to Peak Temperature (t)</b>	N/A
<b>Moisture Sensitivity Level</b>	Level 1

### Low Temperature Manual Soldering

185°C Maximum for 10 Seconds Maximum, 2 times Maximum.

### High Temperature Manual Soldering

260°C Maximum for 5 Seconds Maximum, 2 times Maximum.