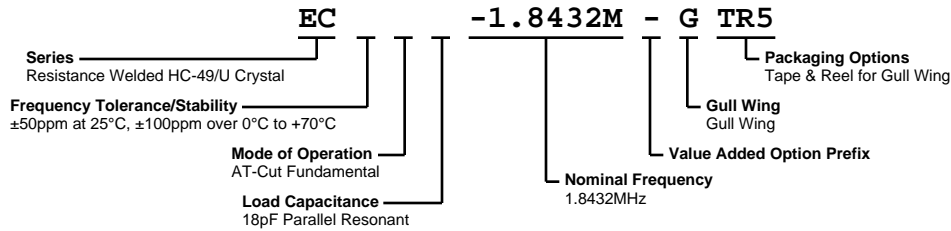


# EC-1.8432M-G TR5



## ELECTRICAL SPECIFICATIONS

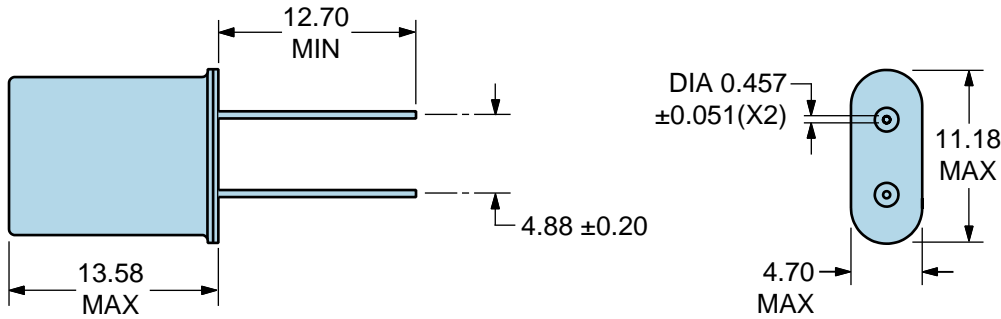
<b>Nominal Frequency</b>	1.8432MHz
<b>Frequency Tolerance/Stability</b>	±50ppm at 25°C, ±100ppm over 0°C to +70°C
<b>Aging at 25°C</b>	±5ppm/year Maximum
<b>Load Capacitance</b>	18pF Parallel Resonant
<b>Shunt Capacitance (C0)</b>	7pF Maximum
<b>Equivalent Series Resistance</b>	650 Ohms Maximum
<b>Mode of Operation</b>	AT-Cut Fundamental
<b>Drive Level</b>	2mWatts Maximum
<b>Storage Temperature Range</b>	-40°C to +85°C
<b>Insulation Resistance</b>	500 Megaohms Minimum at 100Vdc

## ENVIRONMENTAL & MECHANICAL SPECIFICATIONS

<b>Fine Leak Test</b>	MIL-STD-883, Method 1014, Condition A
<b>Gross Leak Test</b>	MIL-STD-883, Method 1014, Condition C
<b>Lead Integrity</b>	MIL-STD-883, Method 2004
<b>Mechanical Shock</b>	MIL-STD-202, Method 213, Condition C
<b>Resistance to Soldering Heat</b>	MIL-STD-202, Method 210
<b>Resistance to Solvents</b>	MIL-STD-202, Method 215
<b>Solderability</b>	MIL-STD-883, Method 2003
<b>Temperature Cycling</b>	MIL-STD-883, Method 1010
<b>Vibration</b>	MIL-STD-883, Method 2007, Condition A

# EC-1.8432M-G TR5

MECHANICAL DIMENSIONS (all dimensions in millimeters)



LINE	MARKING
1	<b>ECLIPTEK</b>
2	<b>E1.8432M</b> <i>E=Ecliptek Designator or Blank (No Marking)</i>
3	<b>XX</b> <i>XX=Ecliptek Manufacturing Code</i>

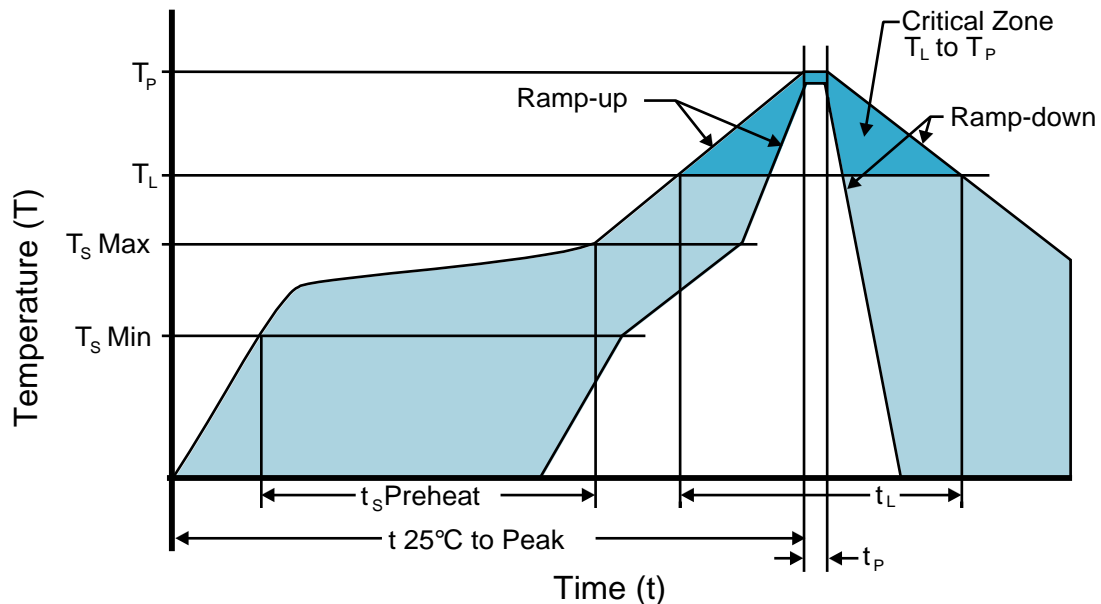
## Recommended Solder Reflow Methods



### High Temperature Solder Bath (Wave Solder)

<b><math>T_s</math> MAX to <math>T_L</math> (Ramp-up Rate)</b>	3°C/second Maximum
<b>Preheat</b>	
- Temperature Minimum ( $T_s$ MIN)	150°C
- Temperature Typical ( $T_s$ TYP)	175°C
- Temperature Maximum ( $T_s$ MAX)	200°C
- Time ( $t_s$ MIN)	60 - 180 Seconds
<b>Ramp-up Rate (<math>T_L</math> to <math>T_p</math>)</b>	3°C/second Maximum
<b>Time Maintained Above:</b>	
- Temperature ( $T_L$ )	217°C
- Time ( $t_L$ )	60 - 150 Seconds
<b>Peak Temperature (<math>T_p</math>)</b>	260°C Maximum for 10 Seconds Maximum
<b>Target Peak Temperature (<math>T_p</math> Target)</b>	250°C +0/-5°C
<b>Time within 5°C of actual peak (<math>t_p</math>)</b>	20 - 40 seconds
<b>Ramp-down Rate</b>	6°C/second Maximum
<b>Time 25°C to Peak Temperature (t)</b>	8 minutes Maximum
<b>Moisture Sensitivity Level</b>	Level 1

## Recommended Solder Reflow Methods



### Low Temperature Solder Bath (Wave Solder)

<b><math>T_S</math> MAX to <math>T_L</math> (Ramp-up Rate)</b>	5°C/second Maximum
<b>Preheat</b>	
- Temperature Minimum ( $T_S$ MIN)	N/A
- Temperature Typical ( $T_S$ TYP)	150°C
- Temperature Maximum ( $T_S$ MAX)	N/A
- Time ( $t_s$ MIN)	30 - 60 Seconds
<b>Ramp-up Rate (<math>T_L</math> to <math>T_P</math>)</b>	5°C/second Maximum
<b>Time Maintained Above:</b>	
- Temperature ( $T_L$ )	150°C
- Time ( $t_L$ )	200 Seconds Maximum
<b>Peak Temperature (<math>T_P</math>)</b>	245°C Maximum
<b>Target Peak Temperature (<math>T_P</math> Target)</b>	245°C Maximum 1 Time / 235°C Maximum 2 Times
<b>Time within 5°C of actual peak (<math>t_p</math>)</b>	5 seconds Maximum 1 Time / 15 seconds Maximum 2 Times
<b>Ramp-down Rate</b>	5°C/second Maximum
<b>Time 25°C to Peak Temperature (t)</b>	N/A
<b>Moisture Sensitivity Level</b>	Level 1

### Low Temperature Manual Soldering

185°C Maximum for 10 seconds Maximum, 2 times Maximum.

### High Temperature Manual Soldering

260°C Maximum for 5 seconds Maximum, 2 times Maximum.