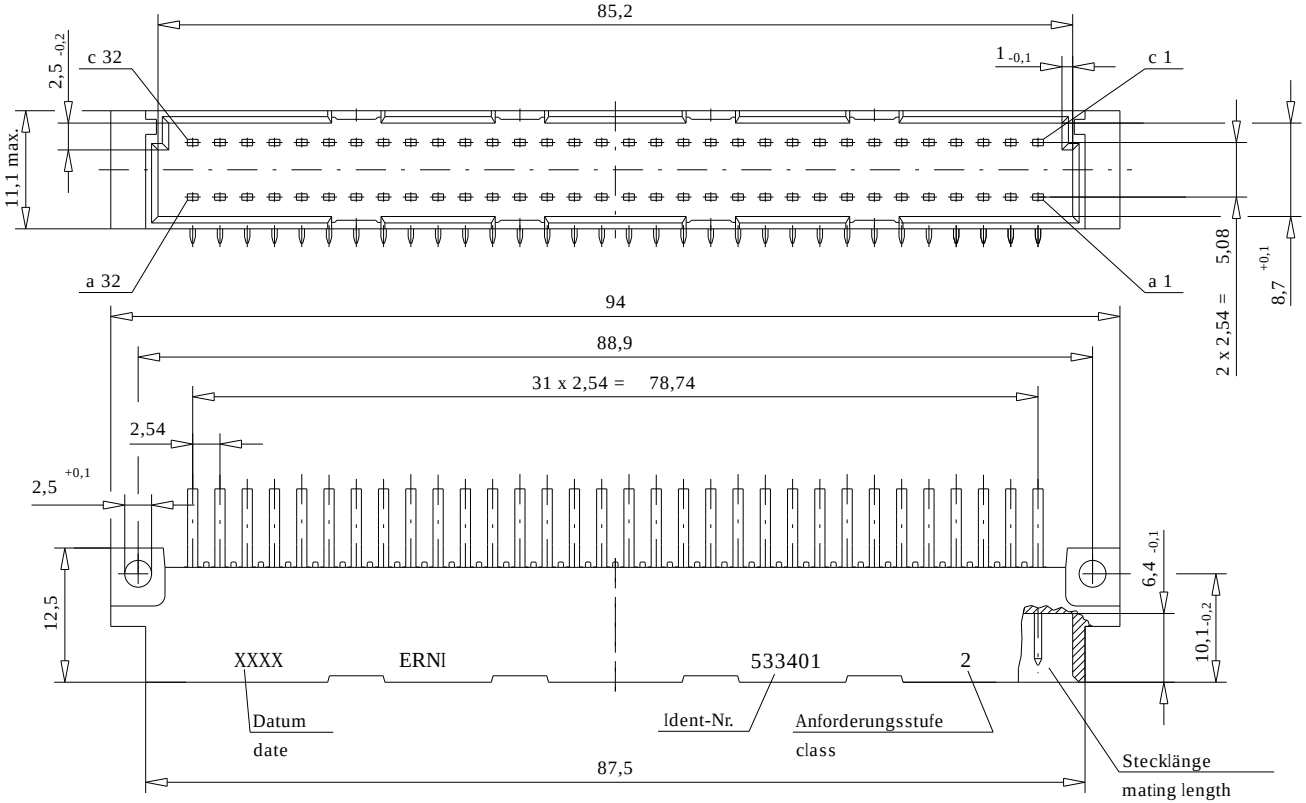

Stecklänge/ mating length

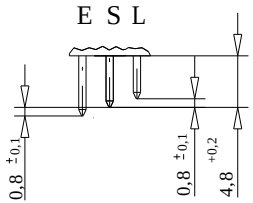

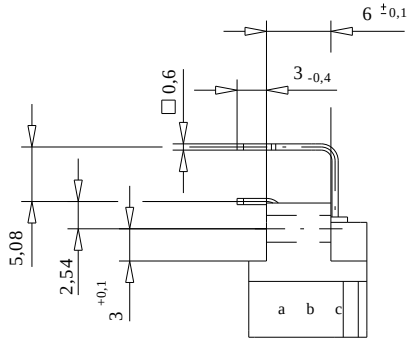

E = early mate, late break / voreilend

S = standard

L = late mate, early break / nacheilend

Bestückungsplan / contact layout

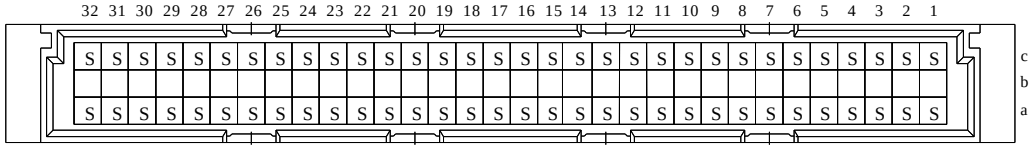

Lötanschluß 0.6 x 0.6 / solder terminal 0.6 x 0.6

Isolierwerkstoff / housing material : PBT GF30

Bauart 3 / type 3

Anforderungsstufe 2 = 400 Steckzyklen / performance class 2 = 400 mating cycles

Fehlende Maße und Angaben nach IEC 60 603-2 / DIN EN 60 603-2

Missing information and dimensions per IEC 60 603-2

Leiterplatten-Lochbild / PCB drillhole pattern

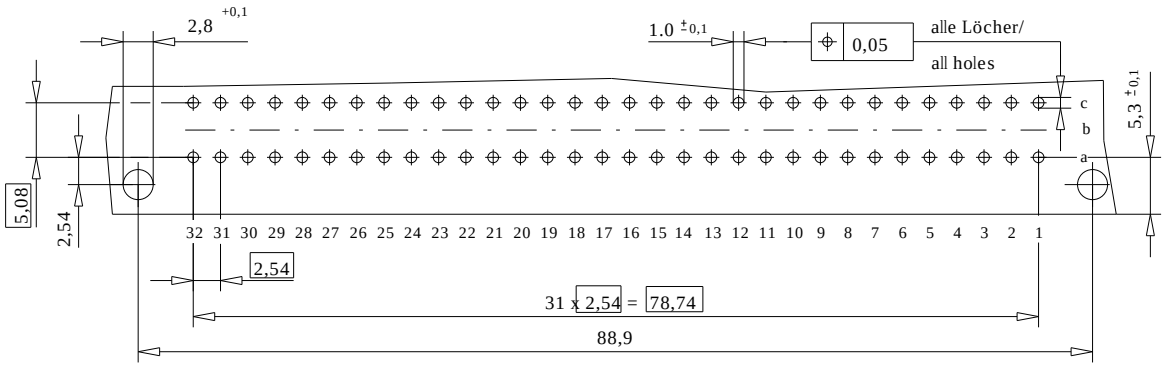

Information:	Tolerances	All Dimensions in mm	Scale 2:1
All rights reserved. Only for information. To insure that this is the latest version of this drawing, please contact one of the ERNI companies before using.	Subject to modification without prior notice. Drawing will not be updated.		Designation: Messerleiste C 64 Löt / Male Connector C 64 Solder
	ERNI www.ERNI.com		533401
a / Index	21.11.2005 / Date	V:00054187.SZA	STVC

Consider protection memo from DIN 34

I