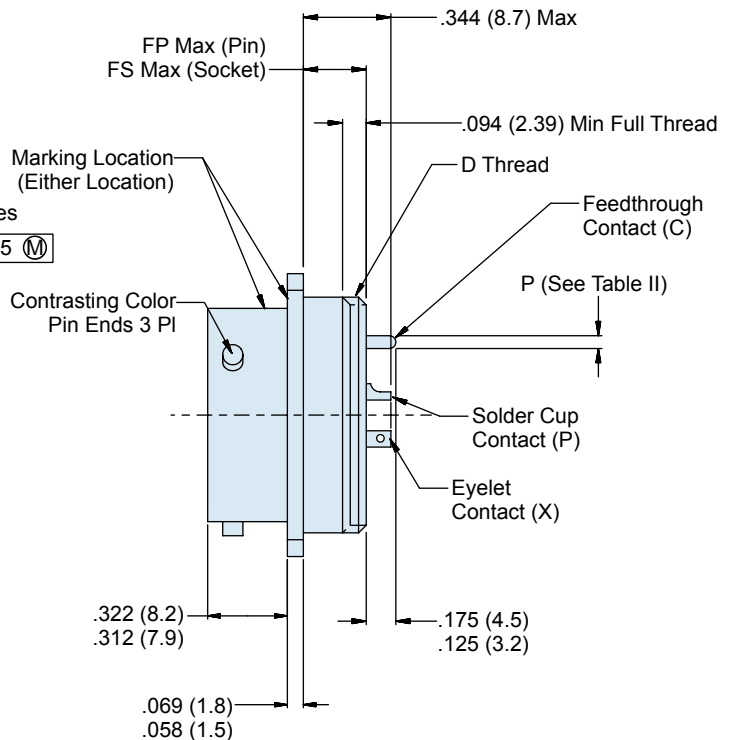
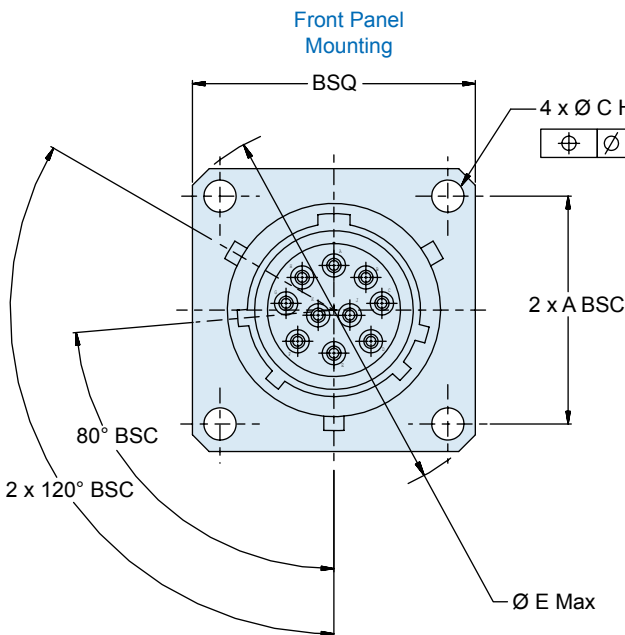
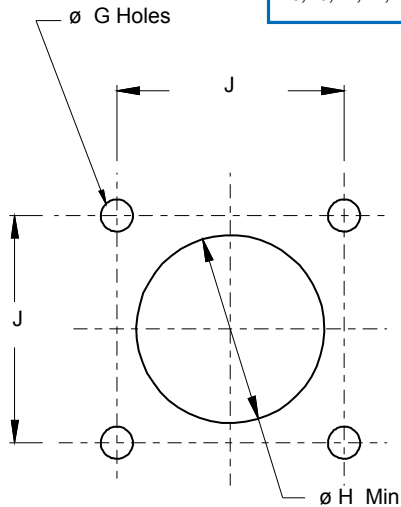
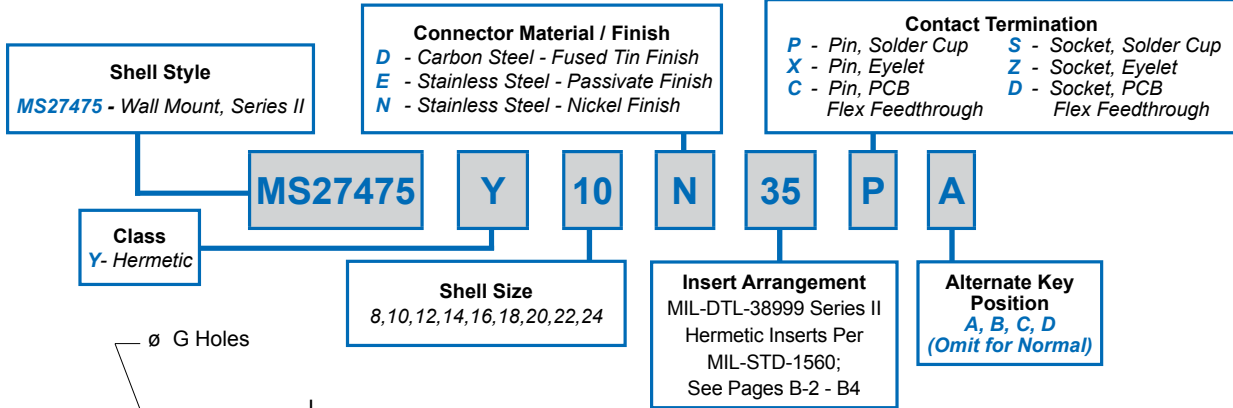


How To Order: MS

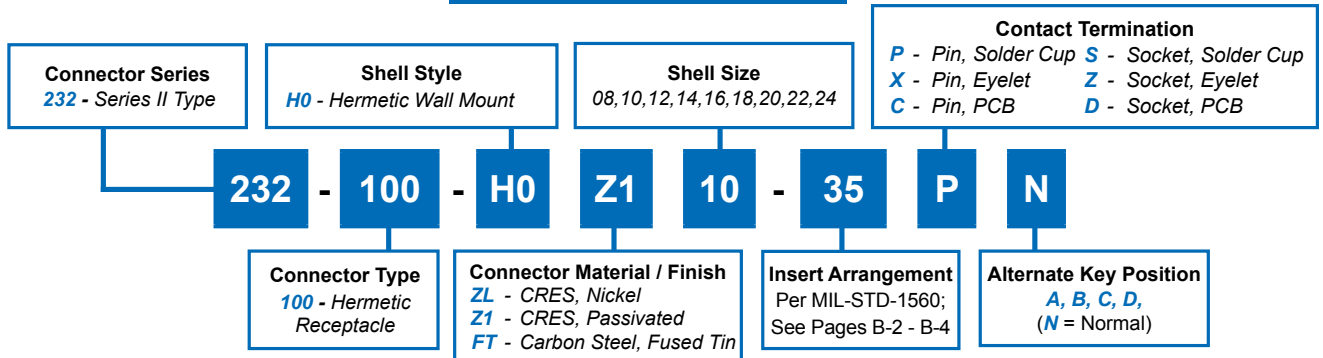


232-100-H0 Wall Mount Hermetic Receptacle MIL-DTL-38999 Series II Type



MIL-DTL
38999 Type

How To Order: Commercial



B

TABLE I: CONNECTOR DIMENSIONS

SHELL SIZE	A BSC	B SQ MAX	Ø C HOLES	D Threads (UNEF-2A)	Ø E MAX	FP MAX	FS MAX
8/08	.594(15.1)	.828(21.0)	.130(3.3) .115(2.9)	.5625-24	1.078(27.4)	.250 (6.35)	.375 (9.5)
10	.719(18.3)	.954(24.2)		.6875-24	1.256(31.9)		
12	.812(20.6)	1.047(26.6)		.8125-20	1.391(35.3)		
14	.906(23.0)	1.141(29.0)		.9375-20	1.516(38.5)		
16	.969(24.6)	1.234(31.3)		1.0625-18	1.641(41.7)		
18	1.062(27.0)	1.328(33.7)		1.1875-18	1.766(44.9)		
20	1.156(29.4)	1.453(36.9)		1.3125-18	1.891(48.0)		
22	1.250(31.8)	1.578(40.1)		1.4375-10	2.016(51.2)		
24	1.375(34.9)	1.703(43.3)	.157(4.0) .142(3.6)	1.5625-18	2.204(56.0)	.375 (9.53)	.406 (10.3)

**TABLE I (CONTINUED):
CONNECTOR DIMENSIONS**

SHELL SIZE	Ø G HOLES	Ø H MIN	Ø J BSC
8	.133(3.4) .123(3.1)	.570(14.5)	.594(15.1)
10		.690(17.5)	.719(18.3)
12		.820(20.8)	.812(20.6)
14		.940(23.9)	.906(23.0)
16		1.070(27.2)	.969(24.6)
18		1.190(30.2)	1.062(27.0)
20		1.320(33.5)	1.156(29.4)
22		.159(4.0) .149(3.8)	1.440(36.6)
24		1.570(39.9)	1.375(34.9)

TABLE II: CONTACT SIZE

PRINTED CIRCUIT TAIL CONFIGURATIONS
CONTACT STYLE C AND D

Contact Size	Ø P
22D	.011 (0.28) .015 (0.38)
20	.024 (0.61) .028 (0.71)
16	.0635 (1.61) .0615 (1.56)
12	.095 (2.41) .093 (2.36)

WIRE ACCOMODATION

Contact Size	Wire Gauge
22D	#22 - #28
20	#20 - #24
16	#16 - #20
12	#12 - #14

HERMETIC LEAK RATE MOD CODES

Designator	Required Leak Rate
-585A	1 x 10 ⁻¹⁰ cc's Helium per second
-585B	1 x 10 ⁻⁹ cc's Helium per second
-585C	1 x 10 ⁻⁸ cc's Helium per second