


18W Single Output Switching Power Supply



■ Features :

- Constant current mode power supply
- 180-264VAC input only
- Fully encapsulated with IP67 level (Note.6)
- Protections: Short circuit / Overload / Over voltage / Over temperature
- Cooling by free air convection
- Pass LPS
- 100% full load burn-in test
- Suitable for LED lighting and moving sign applications
- High reliability / Low cost

SPECIFICATION

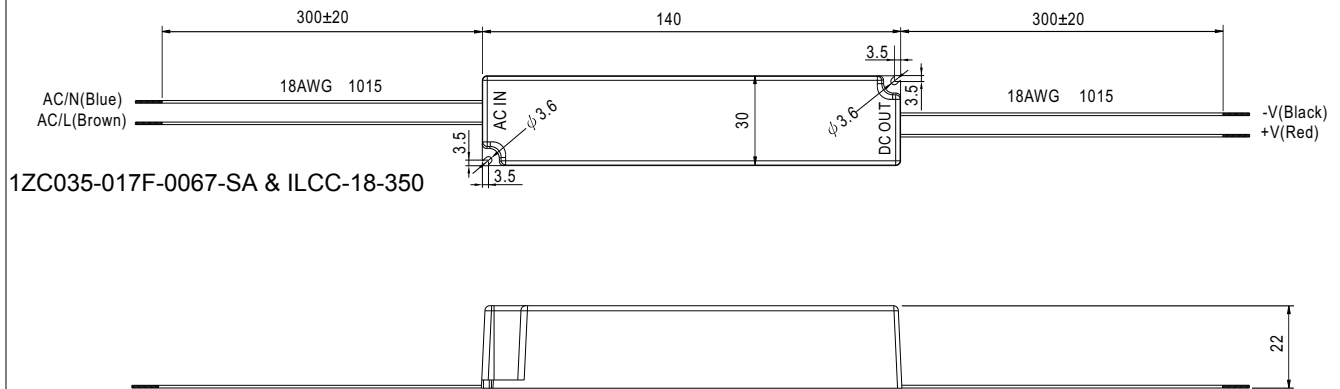


MODEL		1ZC035-017F-0067-SA & ILCC-18-350
OUTPUT	RATED CURRENT	350mA
	DC VOLTAGE RANGE	6~48V
	RATED POWER	16.8W
	RIPPLE & NOISE (max.) Note.2	300mVp-p
	VOLTAGE TOLERANCE Note.3	±5.0%
	LINE REGULATION	±1.0%
	LOAD REGULATION	±3.0%
	SETUP, RISE TIME	3600ms, 100ms / 230VAC
HOLD UP TIME (Typ.)	20ms/230VAC at full load	
INPUT	VOLTAGE RANGE	180 ~ 264VAC 254 ~ 370VDC
	FREQUENCY RANGE	47 ~ 63Hz
	EFFICIENCY(Typ.)	80%
	AC CURRENT	0.3A/230VAC
	INRUSH CURRENT(max.)	Cold start 50A/230VAC
LEAKAGE CURRENT	0.25mA / 240VAC	
PROTECTION	CURRENT LIMIT	±5% rated output current Protection type : Constant current limiting type
	OVER VOLTAGE	50.4~ 60V Protection type : Shut off o/p voltage, clamping by zener diode
	OVER TEMPERATURE	Tj 170 t ypically (U1) Detect on main control IC Protection type : Hiccup mode, recovers automatically after temperature goes down
ENVIRONMENT	WORKING TEMP.	-30 ~ 70°C (Refer to output load derating curve)
	WORKING HUMIDITY	20 ~ 90% RH non-condensing
	STORAGE TEMP., HUMIDITY	-40 ~ +80°C, 10 ~ 95% RH
	TEMP. COEFFICIENT	±0.2%/°C (0 ~ 50°C)
VIBRATION	10 ~ 500Hz, 2G 10min./1cycle, period for 60min. each along X, Y, Z axes	
SAFETY & EMC (Note 5)	SAFETY STANDARDS	IP67 approved; design refer to UL1310 Class 2, TUV EN60950-1, EN61347-2-13, CAN/CSA C22.2 No. 223-M91
	WITHSTAND VOLTAGE	I/P-O/P:3KVAC
	ISOLATION RESISTANCE	I/P-O/P:>100M Ohms / 500VDC / 25°C / 70% RH
	EMI CONDUCTION & RADIATION	Compliance to EN55022 (CISPR22) Class A
	HARMONIC CURRENT	Compliance to EN61000-3-2 Class A, EN61000-3-3
EMS IMMUNITY	Compliance to EN61000-4-2,3,4,5,6,8,11; ENV50204, EN55024, Light industry level, criteria A	
OTHERS	MTBF	1200.6K hrs min. MIL-HDBK-217F (25)
	DIMENSION	140*30*22(L*W*H)
	PACKING	0.175Kg; 70pcs/13.3Kgs/0.71CUFT
NOTE	<ol style="list-style-type: none"> 1. All parameters NOT specially mentioned are measured at 230VAC input, rated load and 25°C of ambient temperature. 2. Ripple & noise are measured at 20MHz of bandwidth by using a 12" twisted pair-wire terminated with a 0.1uf & 47uf parallel capacitor. 3. Tolerance : includes set up tolerance, line regulation and load regulation. 4. Derating may be needed under low input voltage. Please check the static characteristic for more details. 5. The power supply is considered as a component that will be operated in combination with final equipment. Since EMC performance will be affected by the complete installation, the final equipment manufacturers must re-qualify EMC Directive on the complete installation again. 6. Suitable for indoor use or outdoor use without direct sunlight exposure. 	

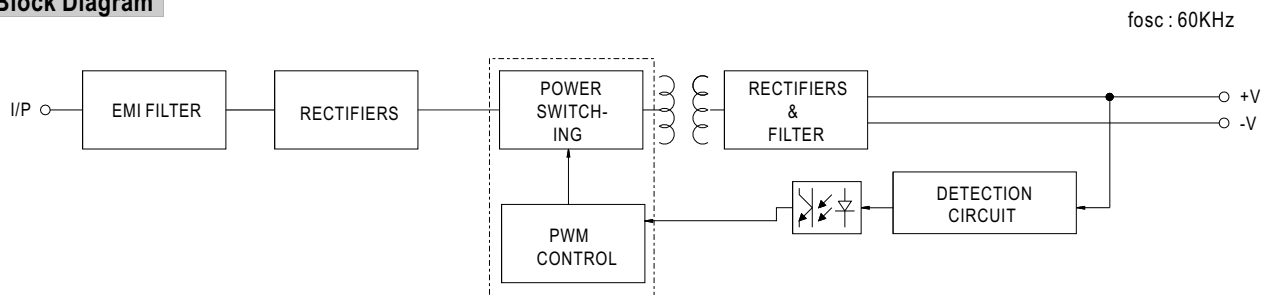
18W Single Output Switching Power Supply

Mechanical Specification

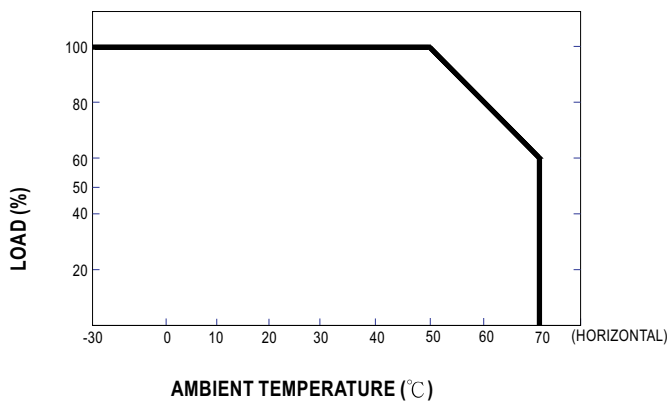
Unit:mm



Block Diagram



Derating Curve



Static Characteristics

