

**Ordering number FA11909_CXM-RS**

Family	Rose	FWHM	18 degrees
Type	Assembly	Efficiency	93 %
LED	XM-L	cd/lm	-
Color	White	Gerber File	Available
Diameter	21.6 + 21.6 mm		
Height	12.9 mm		
Style	Square		
Optic Material	PC		
Holder Material	PC		
Fastening	Tape		
Status	Ready		

**Ordering number FA11910_CXM-D**

Family	Rose	FWHM	22 degrees
Type	Assembly	Efficiency	84 %
LED	XM-L	cd/lm	4.400
Color	White	Gerber File	Available
Diameter	21.6 + 21.6 mm		
Height	12.9 mm		
Style	Square		
Optic Material	PC		
Holder Material	PC		
Fastening	Tape		
Status	Ready		

**Ordering number FA11908_CXM-SS**

Family	Rose	FWHM	23 degrees
Type	Assembly	Efficiency	86 %
LED	XM-L	cd/lm	4.500
Color	White	Gerber File	Available
Diameter	21.6 + 21.6 mm		
Height	12.9 mm		
Style	Square		
Optic Material	PC		
Holder Material	PC		
Fastening	Tape		
Status	Ready		

**Ordering number FA11911_CXM-M**

Family	Rose	FWHM	32 degrees
Type	Assembly	Efficiency	82 %
LED	XM-L	cd/lm	-
Color	White	Gerber File	Available
Diameter	21.6 + 21.6 mm		
Height	12.9 mm		
Style	Square		
Optic Material	PC		
Holder Material	PC		
Fastening	Tape		
Status	Ready		

**Ordering number FA11912_CXM-O**

Family	Rose	FWHM	42+22 degrees
Type	Assembly	Efficiency	80 %
LED	XM-L	cd/lm	-
Color	White	Gerber File	Available
Diameter	21.6 + 21.6 mm		
Height	12.9 mm		
Style	Square		
Optic Material	PC		
Holder Material	PC		
Fastening	Tape		
Status	Ready		

Ordering number FA12620_CXM-W

Family	Rose	FWHM	56 degrees
Type	Assembly	Efficiency	79 %
LED	XM-L	cd/lm	-
Color	White	Gerber File	Available
Diameter	21.6 + 21.6 mm		
Height	12.9 mm		
Style	Square		
Optic Material	PC		
Holder Material	PC		
Fastening	Tape		
Status	Ready		

NOTE: The typical divergence will be changed by different color, chip size and chip position tolerance. The typical total divergence is the full angle measured where the luminous intensity is half of the peak value.



PRODUCT DATASHEET

Rose series

last update 24/6/2013

GENERAL INFORMATION

- Product series especially designed & optimized for XM-L series of LEDs.
- Special care taken to make light distribution as uniform as possible.
- Lens material optical grade PC with high UV and temperature resistance (120 degrees of Celcius / 248 degrees of Fahrenheit). Allows use of high current and temperature conditions.

Please find more information about used materials from below:

http://ledil.fi/sites/default/files/Documents/Technical/Material/PC%20Makrolon%202400_2407_2456_2458-UL.pdf

- Optic holder molded by high quality PC material (120 dergees of Celcius / 248 degrees of Fahrenheit).
- Fastening to heat sink with a PU foam adhesive tape of automotive grade. Please find fastening details by clicking link: http://www.ledil.com/datasheets/DataSheet_TAPE.pdf

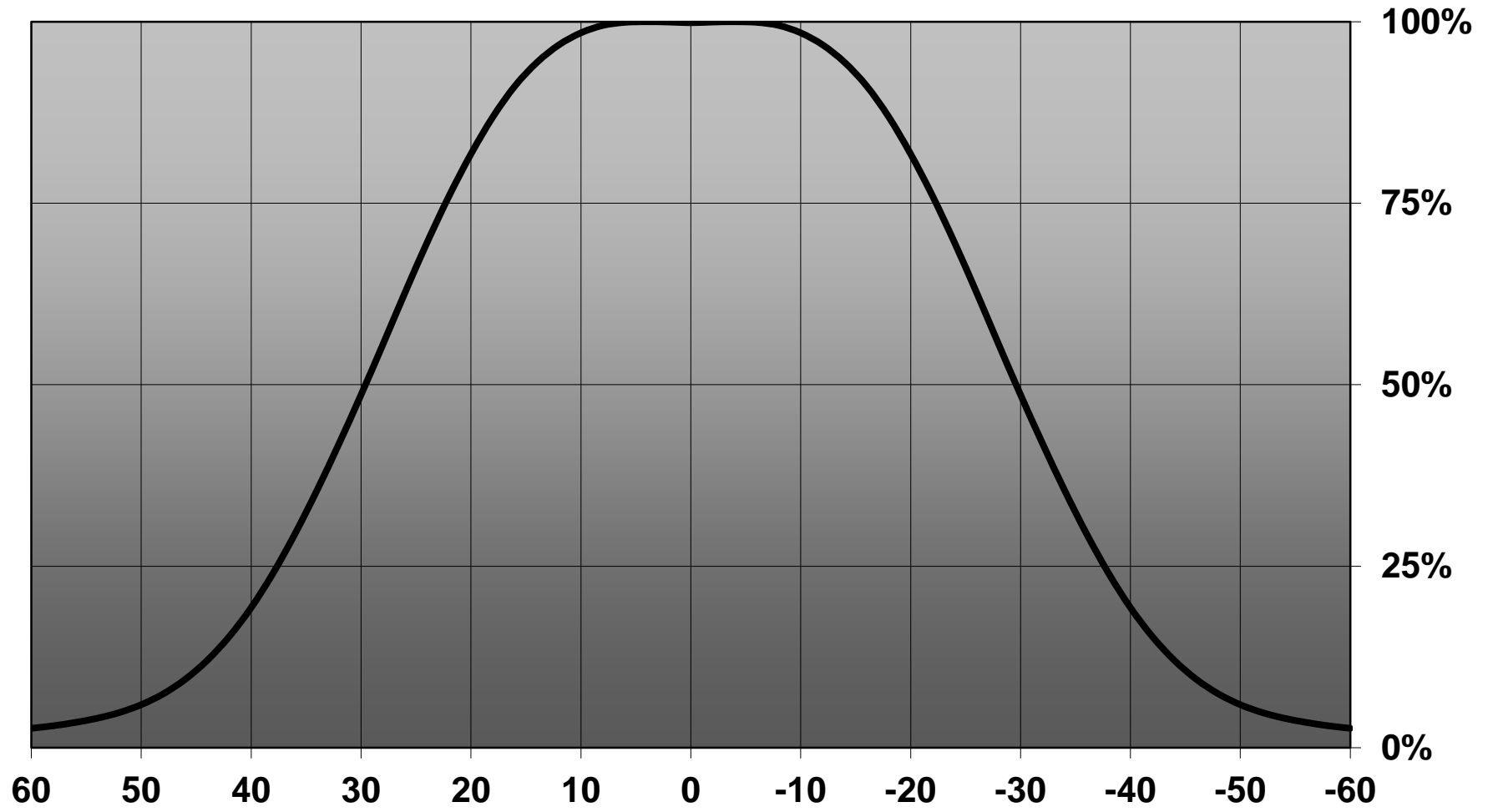
NOTE 1: We advise customer to ensure the suitability and sufficiency of the bond in the end product. For example, mechanical stress, vibration and holes on the surface of the circuit board weaken the strength of the tape.

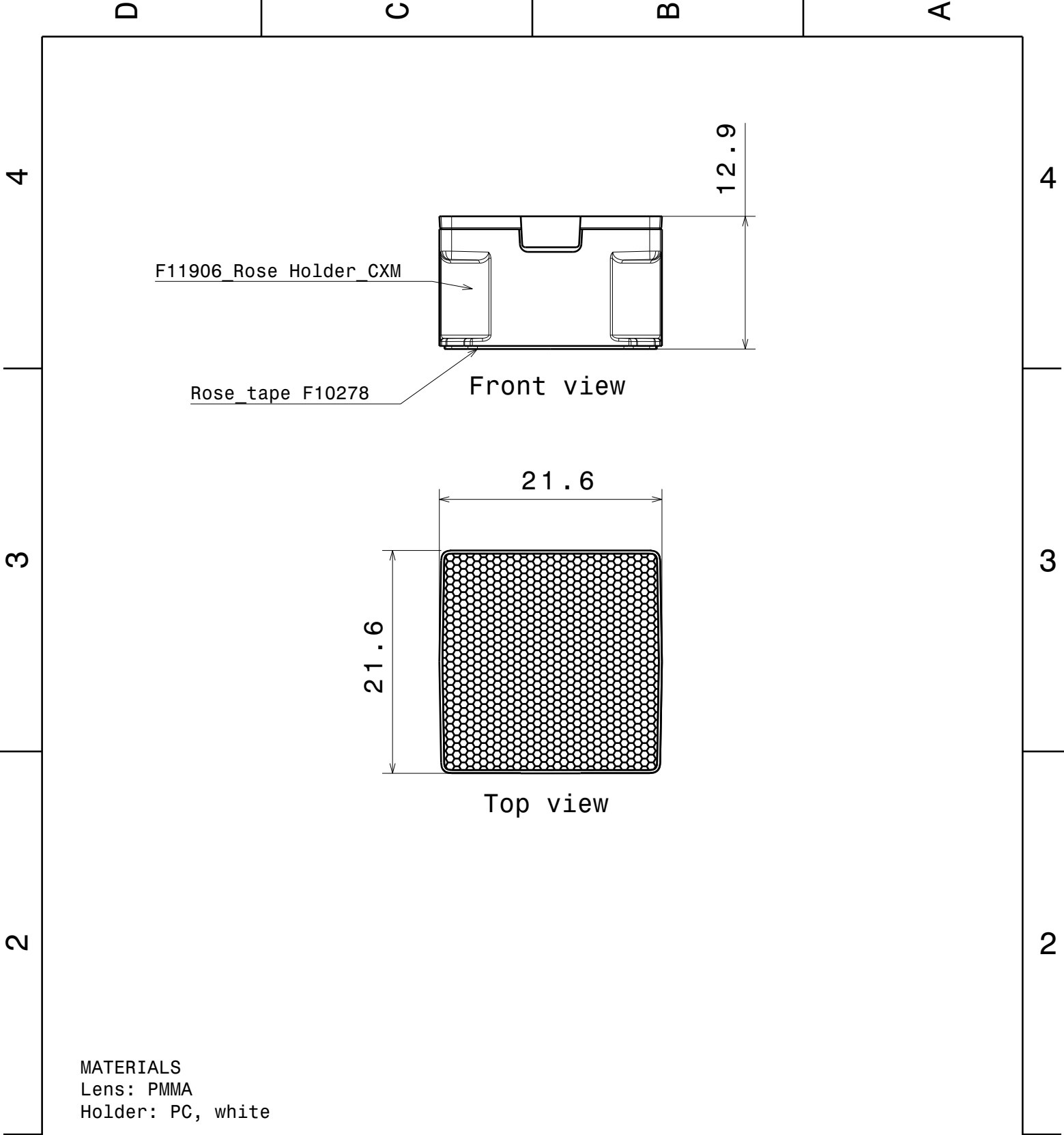
NOTE 2: Assembly to the surface must be made straight, so the tape bonds constant and balanced with fastening surface. Slanted assembly might cause unbalanced bond to the surface. All surfaces where tape is applied must be clean, dry and free from grease and dirt.

If cleaning of PCB surfaces is needed, please follow strictly the cleaning instructions of your LED manufacturer - this is important as cleaning shall under no circumstances damage LEDs or other electronics components on the PCB.

Further note that optical components shall not be cleaned with any chemicals - only micro fiber cloth may be used to remove fingerprints or other traces from handling.

Relative intensity of FA11942_CXM-W





This drawing is our property.
 It can't be reproduced
 or communicated without
 our written agreement.



L
T
F
F

e
e
i
i
N
n

d

DRAWING TITLE

Datasheet Rose CXM-series assy

DRAWN BY
a

DATE
17.2.2012

CHECKED BY
t k

DATE
30.12.2010

SIZE
A4

DRAWING NUMBER
CXM

REV
0.3

DESIGNED BY
hh

DATE
30.12.2010

SCALE 2:1 **WEIGHT (g)** -

SHEET 1/1

1

1

4

4

3

3

2

2

1

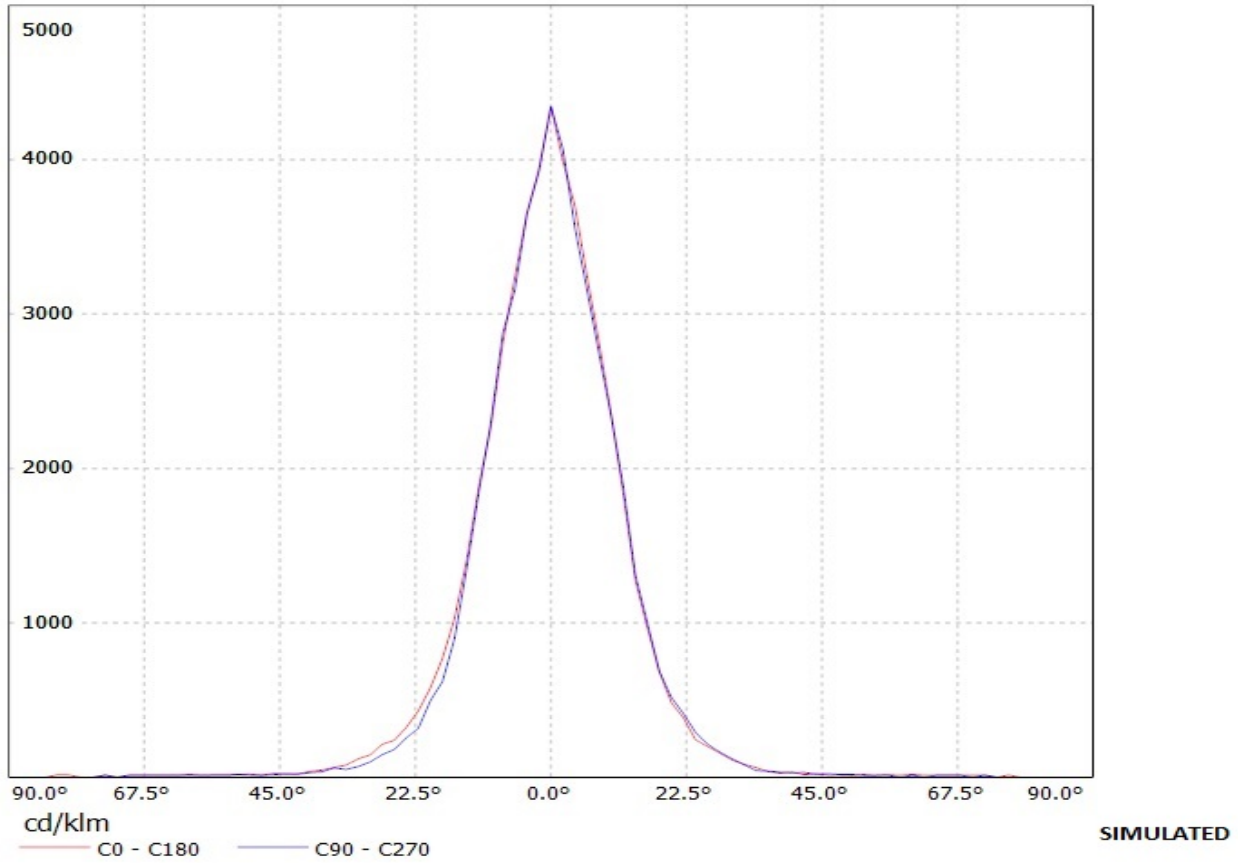
1

D

A

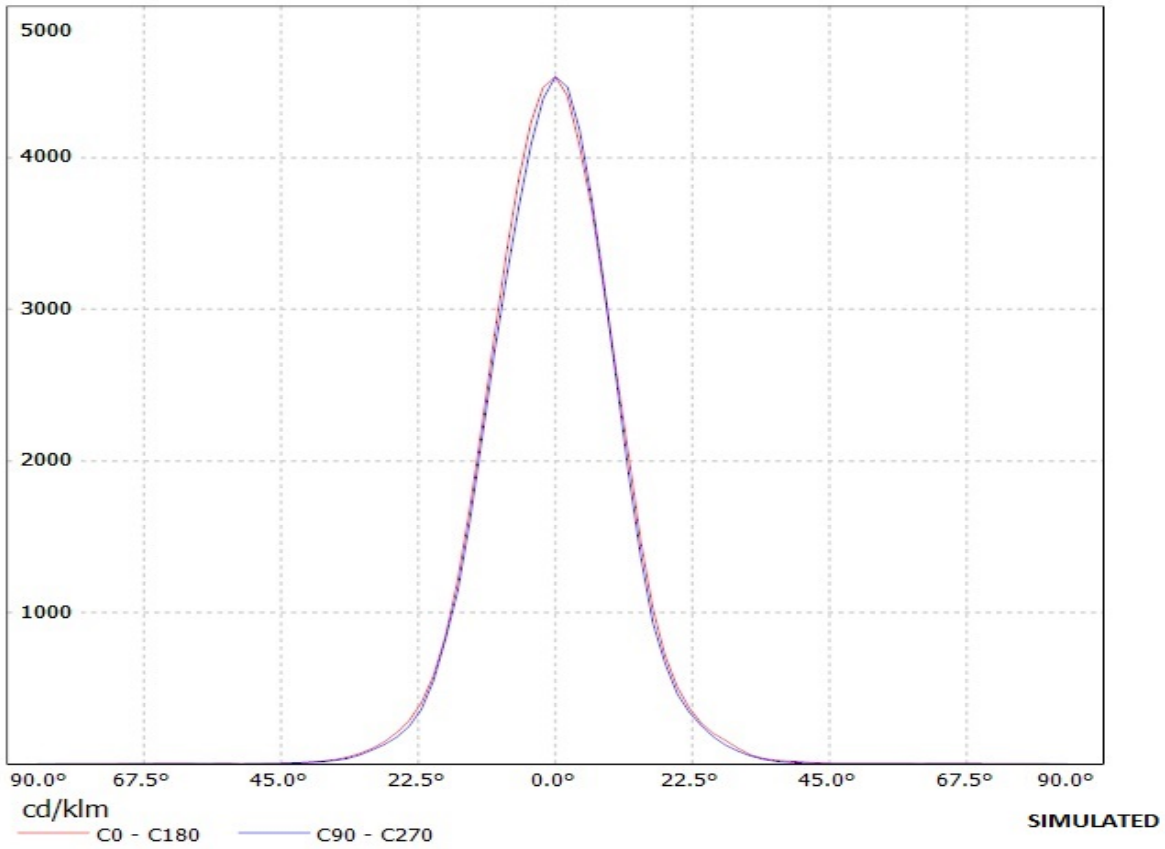
Ledil Oy FA11910_CXM-D-BLK (Cree XM-L) LOR=84% / LDC (Linear)

Luminaire: Ledil Oy FA11910_CXM-D-BLK (Cree XM-L) LOR=84%
Lamps: 1 x Cree XM-L 93lm @ 250mA



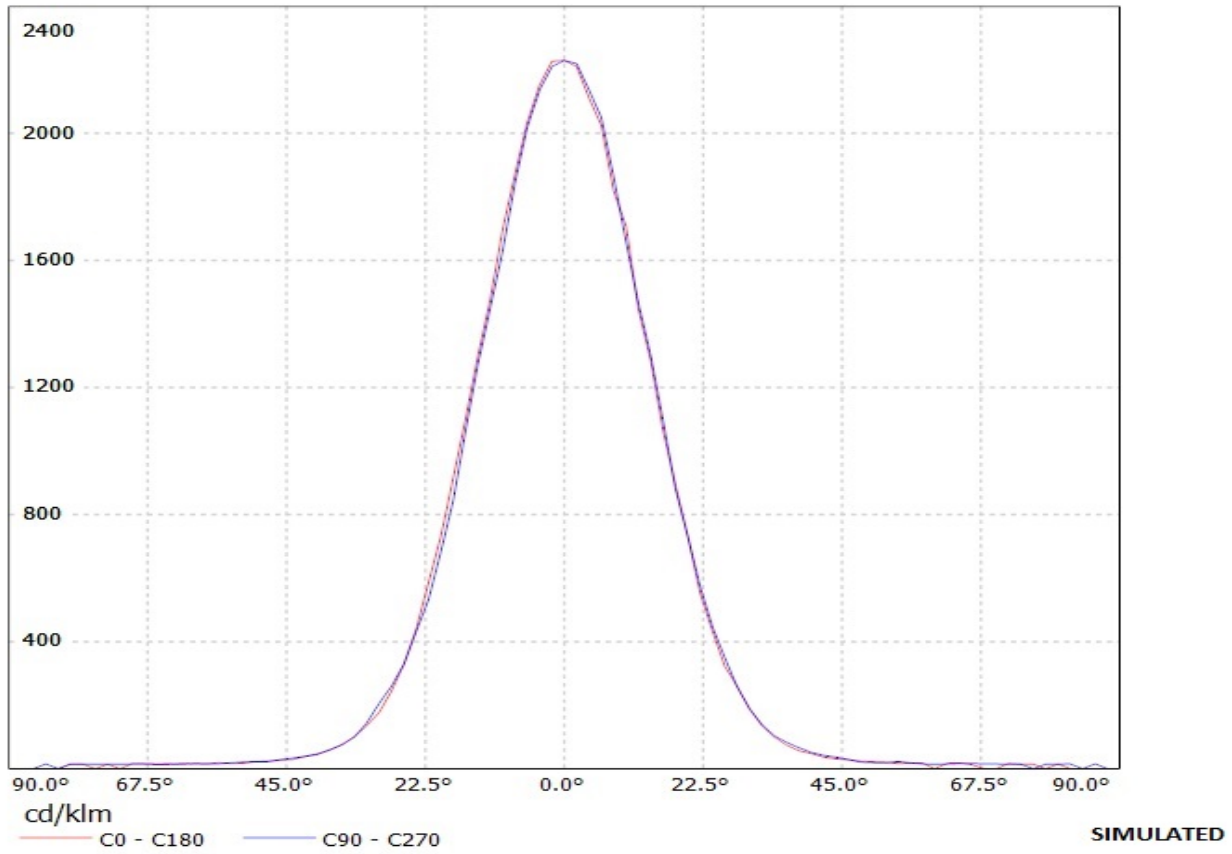
Ledil Oy FA11908_CXM-SS-BLK (Cree XM-L) LOR=86% / LDC (Linear)

Luminaire: Ledil Oy FA11908_CXM-SS-BLK (Cree XM-L) LOR=86%
Lamps: 1 x Cree XM-L 93 lm @ 250mA



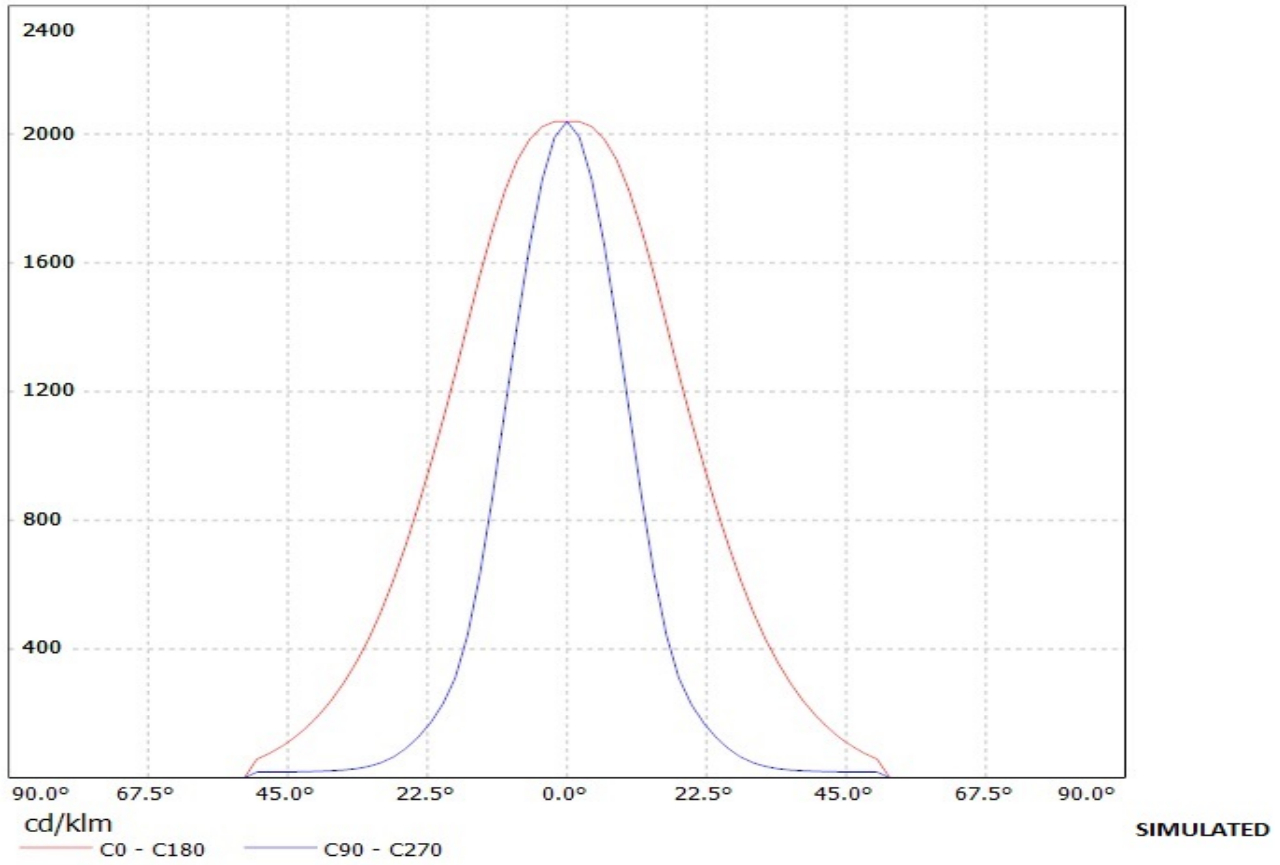
Ledil Oy FA11911_CXM-M-BLK (Cree XM-L) LOR=82% / LDC (Linear)

Luminaire: Ledil Oy FA11911_CXM-M-BLK (Cree XM-L) LOR=82%
Lamps: 1 x Cree XM-L 93lm @ 250mA

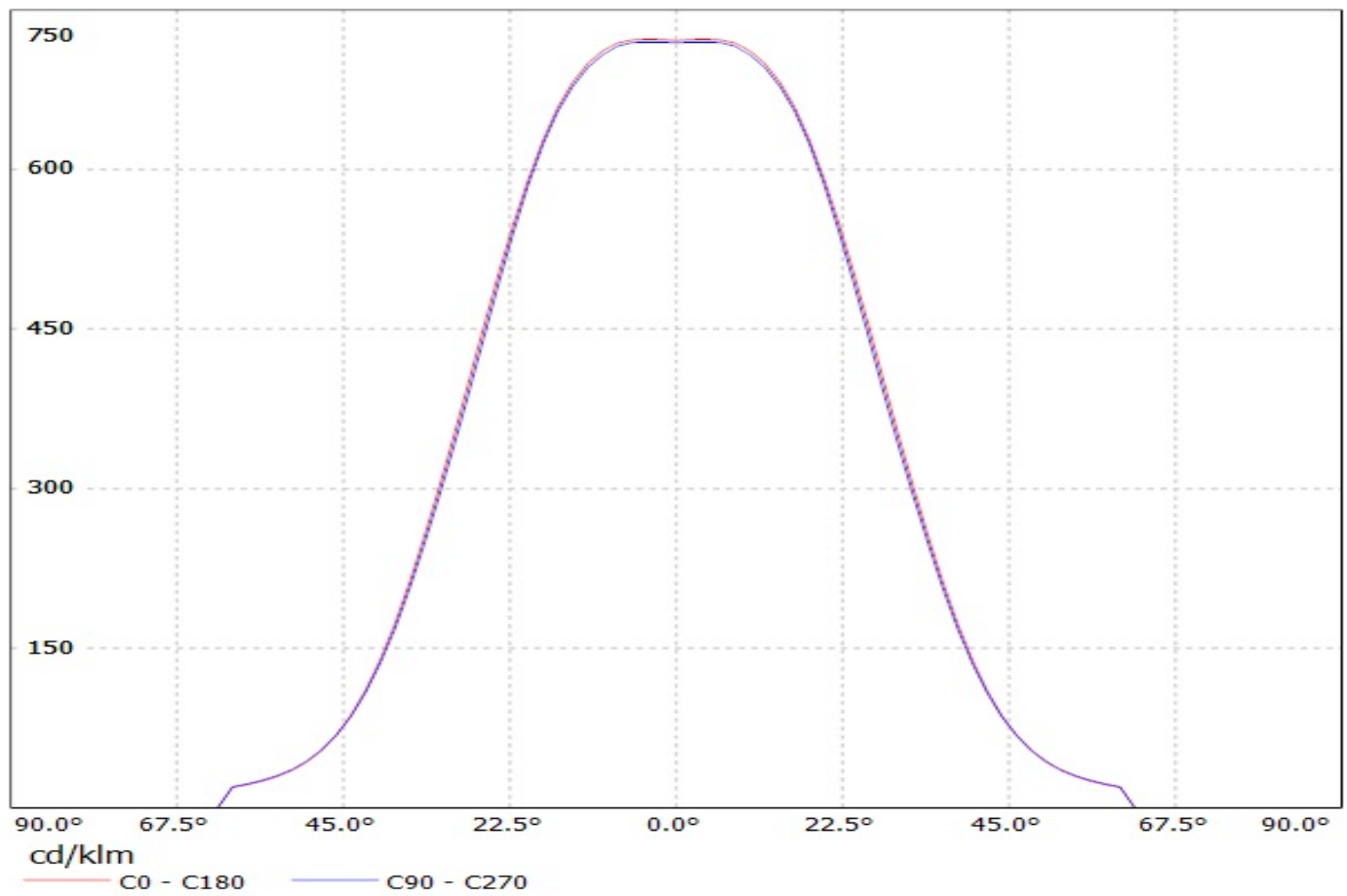


Ledil Oy FA11912_CXM_O FA11912_CXM_O / LDC (Linear)

Luminaire: Ledil Oy FA11912_CXM_O FA11912_CXM_O
Lamps: 1 x Cree XM-L white

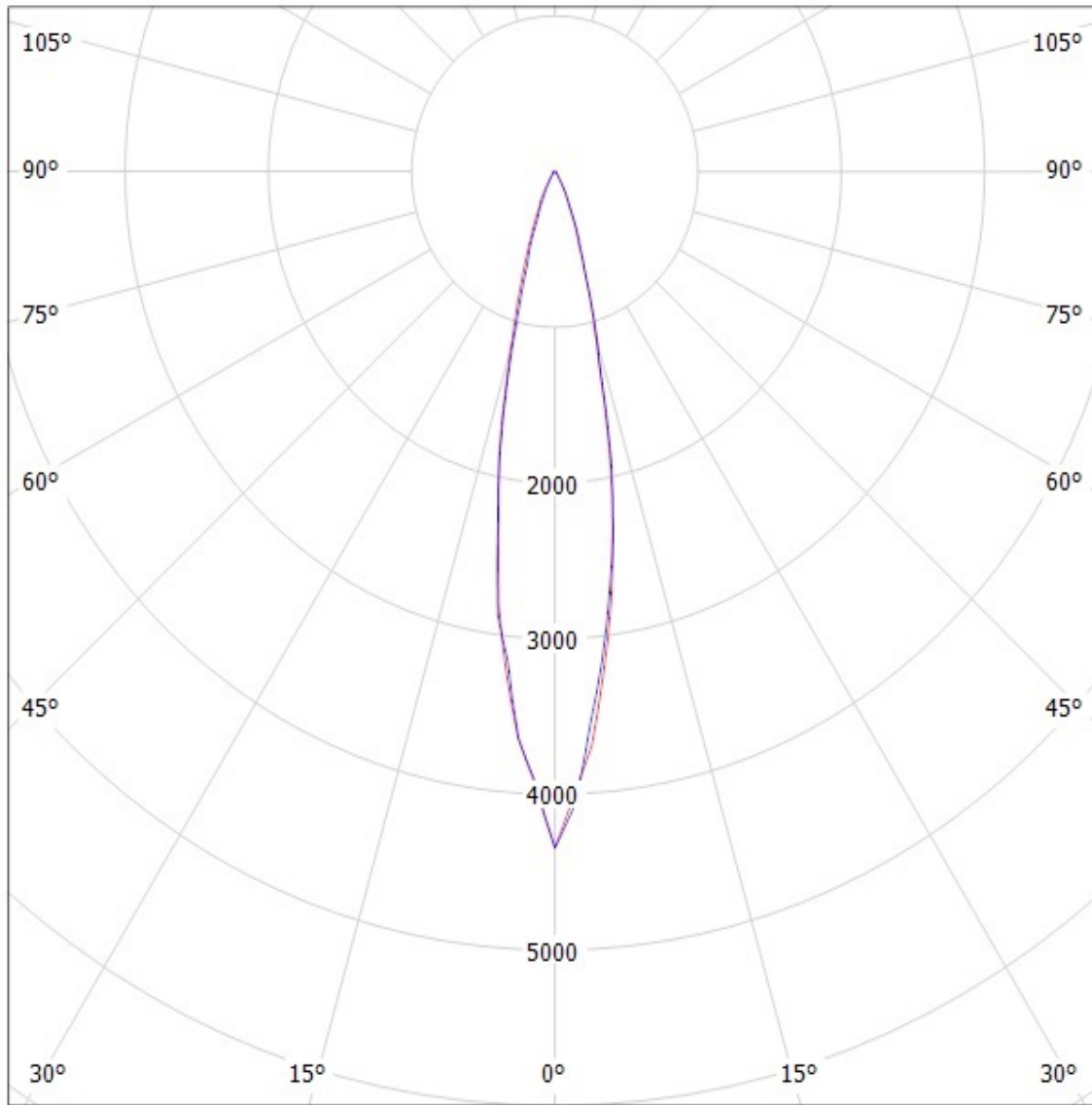


Luminaire: Ledil Oy FA12620_CXM-W FA12620_CXM-W
Lamps: 1 x Cree XM-L white



Ledil Oy FA11910_CXM-D-BLK (Cree XM-L) LOR=84% / LDC (Polar)

Luminaire: Ledil Oy FA11910_CXM-D-BLK (Cree XM-L) LOR=84%
Lamps: 1 x Cree XM-L 93lm @ 250mA



cd/klm

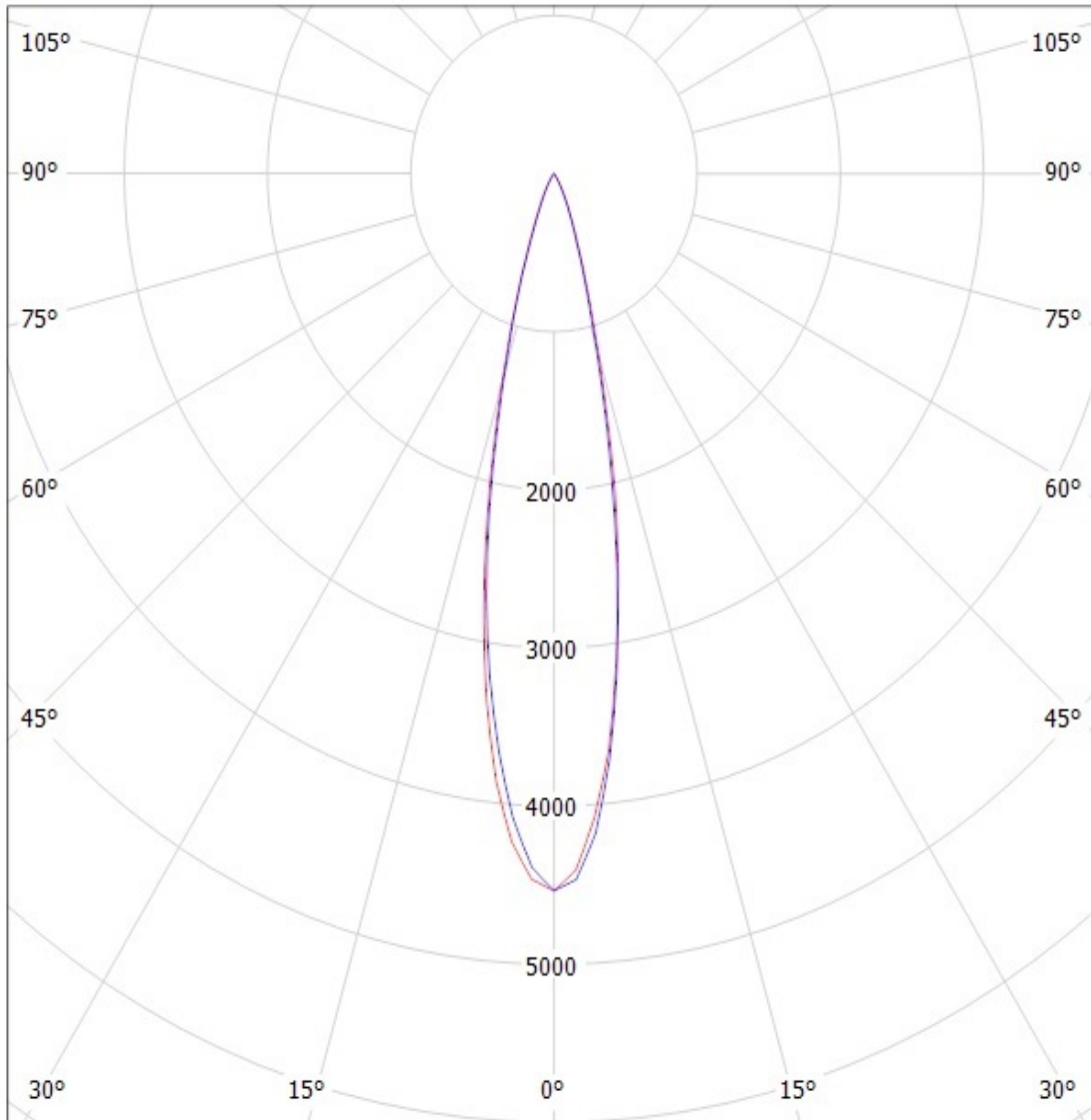
— C0 - C180

— C90 - C270

SIMULATED

Ledil Oy FA11908_CXM-SS-BLK (Cree XM-L) LOR=86% / LDC (Polar)

Luminaire: Ledil Oy FA11908_CXM-SS-BLK (Cree XM-L) LOR=86%
Lamps: 1 x Cree XM-L 93 lm @ 250mA



cd/klm

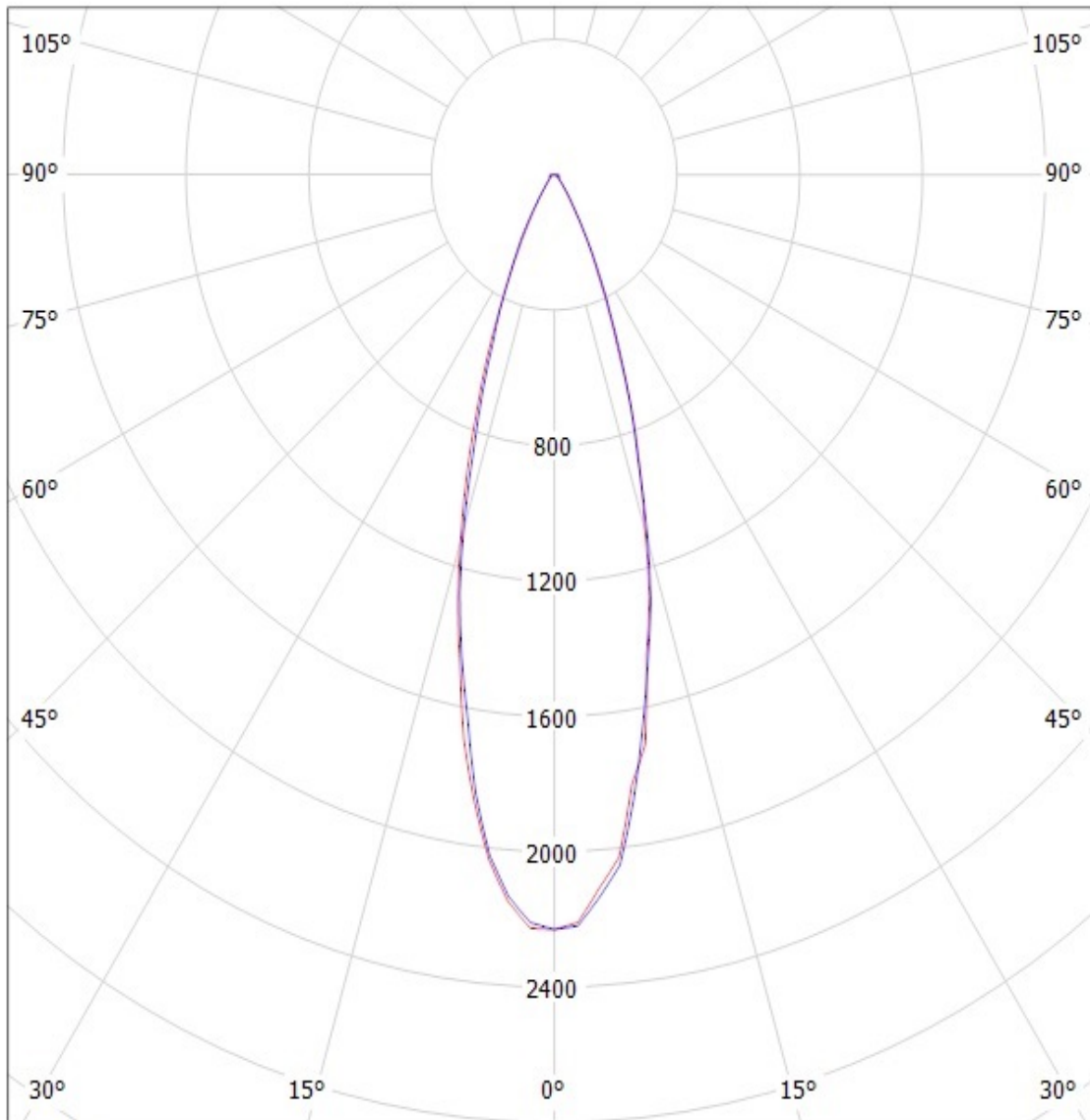
— C0 - C180 — C90 - C270

SIMULATED

Ledil Oy FA11911_CXM-M-BLK (Cree XM-L) LOR=82% / LDC (Polar)

Luminaire: Ledil Oy FA11911_CXM-M-BLK (Cree XM-L) LOR=82%

Lamps: 1 x Cree XM-L 93lm @ 250mA



cd/klm

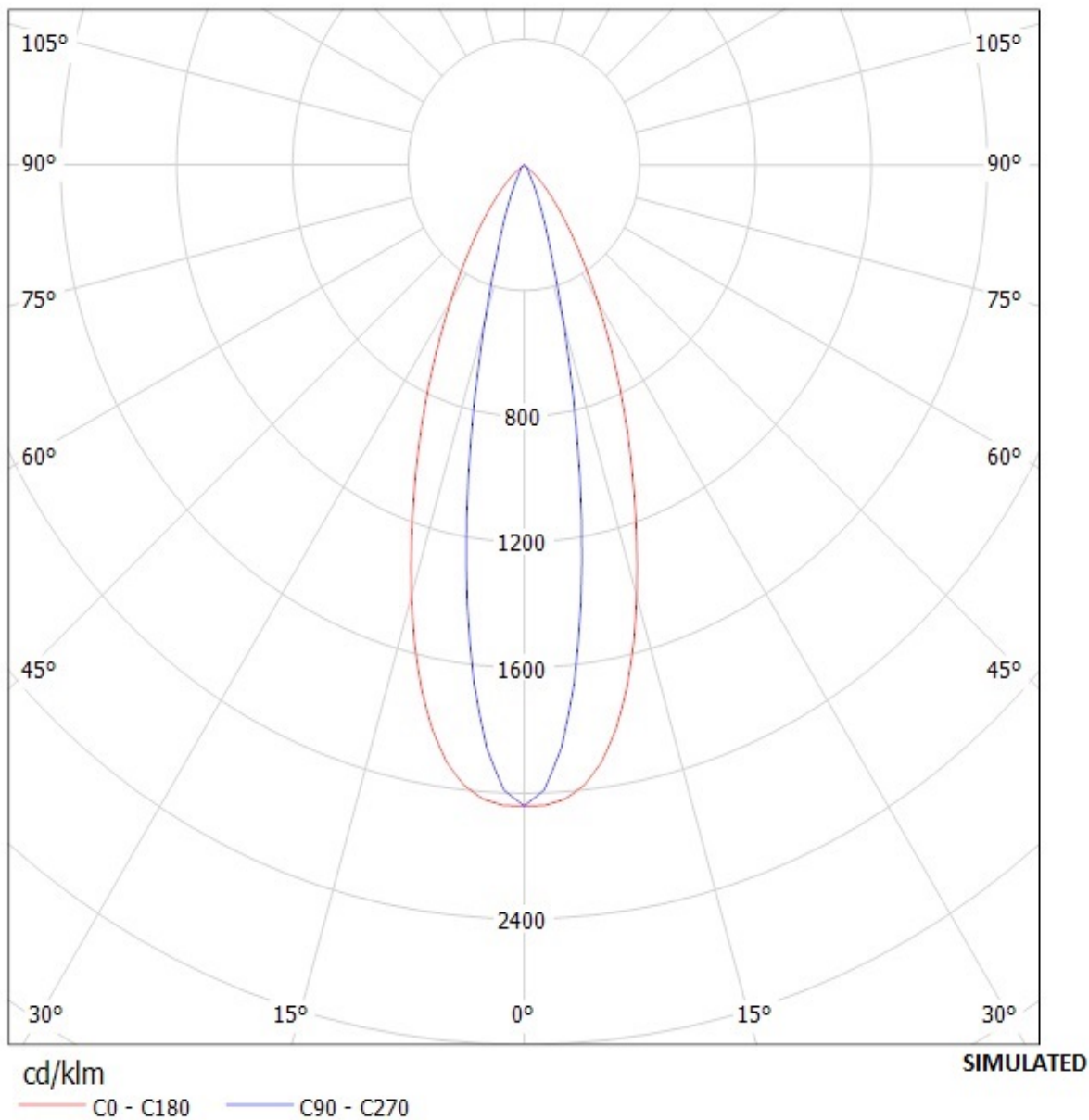
— C0 - C180 — C90 - C270

SIMULATED

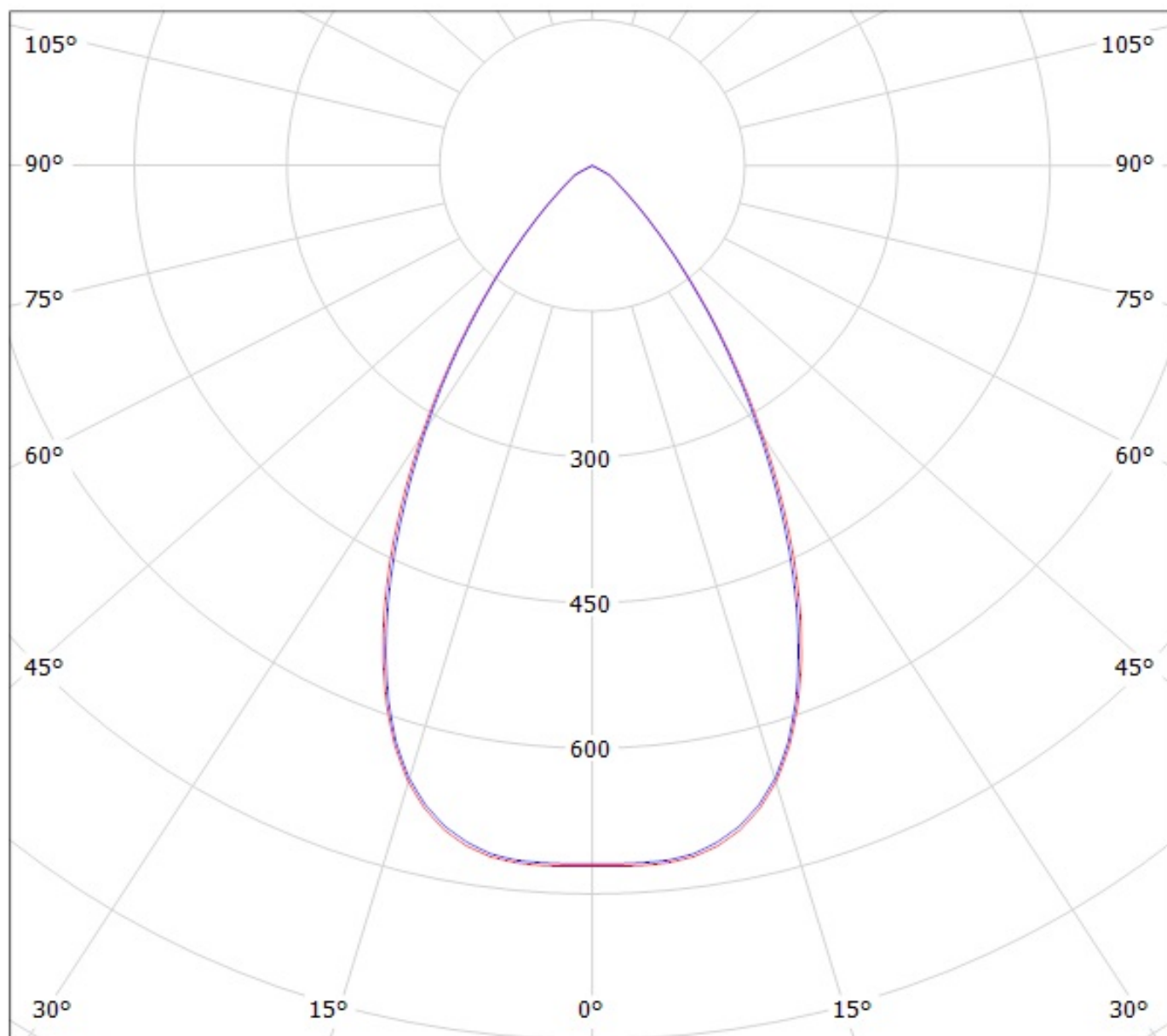
Ledil Oy FA11912_CXM_O FA11912_CXM_O / LDC (Polar)

Luminaire: Ledil Oy FA11912_CXM_O FA11912_CXM_O

Lamps: 1 x Cree XM-L white



Luminaire: Ledil Oy FA12620_CXM-W FA12620_CXM-W
Lamps: 1 x Cree XM-L white



cd/klm

— C0 - C180

— C90 - C270