

BAS16WX

High Speed Switching Diode 350mW

Features

- High Conductance
- Fast Switching Speed
- Surface Mount Package Ideally Suited for Automatic Insertion
- For General Purpose Switching Applications
- Lead Free Finish/RoHS Compliant("P" Suffix designates RoHS Compliant. See ordering information)
- Halogen free available upon request by adding suffix "-HF"

Mechanical Data

- Marking: A6/T4
- Epoxy meets UL 94 V-0 flammability rating
- Moisture Sensitivity Level 1
- Polarity: Indicated by Cathode Band

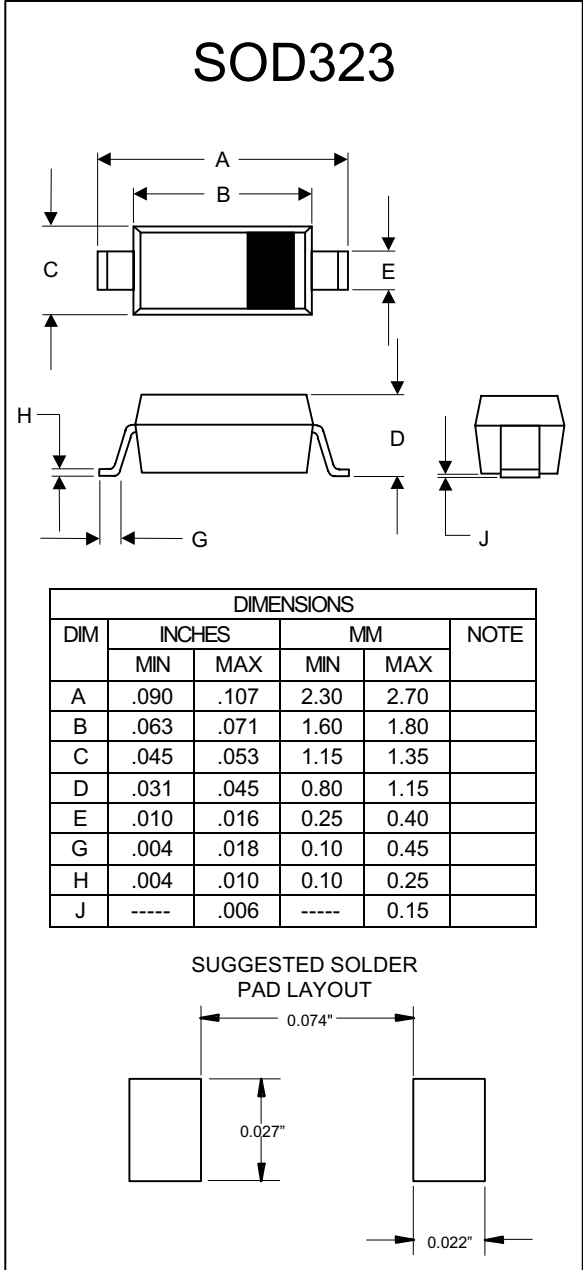
Maximum Ratings @ 25°C Unless Otherwise Specified

Non-Repetitive Peak Reverse Volt.	V_{RM}	85	V
Peak Repetitive Reverse Voltage	V_{RRM}	75	V
Working Peak Reverse Voltage	V_{RWM}		
DC Blocking Voltage	V_R		
RMS Reverse Voltage	$V_{R(RMS)}$	53	V
Forward Continuous Current(Note1)	I_{FM}	200	mA
Average Rectified Output Current	I_o	100	mA
Non-Repetitive Peak @ $t \leq 1.0s$	I_{FSM}	2	A
Forward Surge Current @ $t = 10\mu s$		1	
Power Dissipation(Note 1)	P_d	350	mW
Thermal Resistance(Note 1)	R	315	K/W
Operation/Storage Temp. Range	T_j, T_{STG}	-55 to +150	°C

Electrical Characteristics @ 25°C Unless Otherwise Specified

Maximum Forward Voltage Drop	V_{FM}	0.715	V	$I_F = 1.0mA$		
		0.855			$I_F = 10mA$	
		1				$I_F = 50mA$
		1.25				
Maximum Peak Reverse Current	I_{RM}	1.0	uA	$V_R = 75V T_j = 25^\circ C$		
		50		$V_R = 75V T_j = 150^\circ C$		
Junction Capacitance	C_j	2	pF	$V_R = 0V, f = 1.0MHz$		
Reverse Recovery Time	t_{rr}	6	ns	$I_F = I_R = 10mA, I_{rr} = 0.1I_R, R_L = 100 OHM$		

Notes: 1. Valid provided that terminals are kept at ambient temperature

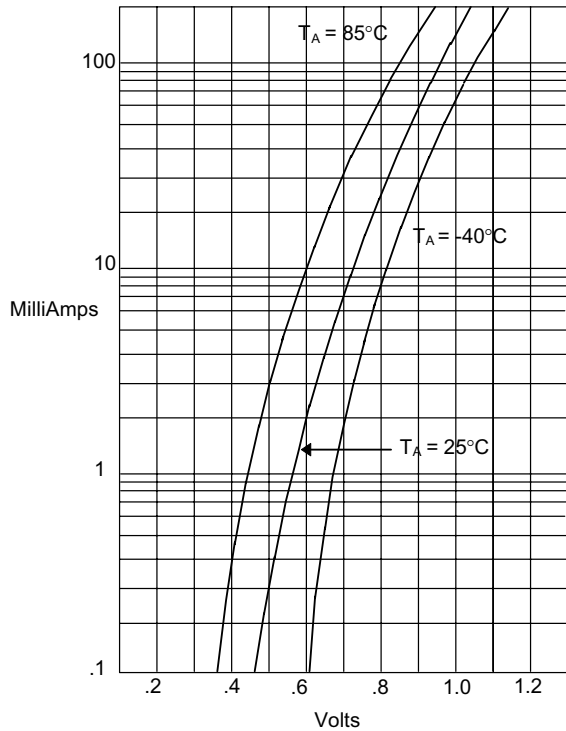


BAS16WX



Micro Commercial Components™

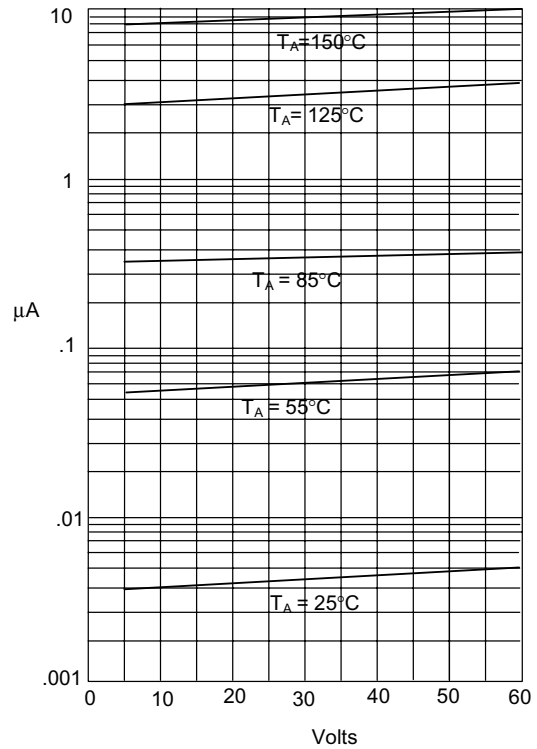
Figure 1
Typical Forward Characteristics



Instantaneous Forward Current - Amperes *versus*
Instantaneous Forward Voltage - Volts

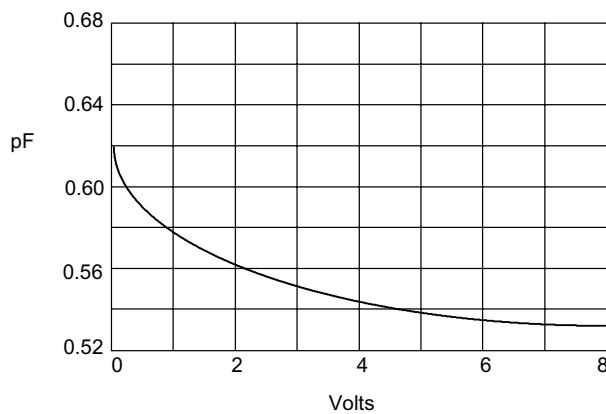
Figure 2

Typical Reverse Characteristics



Instantaneous Reverse Current - MicroAmperes *versus*
Reverse Voltage - Volts

Figure 3
Diode Capacitance



Diode Capacitance - pF *versus*
Reverse Voltage - Volts



Micro Commercial Components

Ordering Information :

Device	Packing
Part Number-TP	Tape&Reel: 3Kpcs/Reel

Note : Adding "-HF" suffix for halogen free, eg. Part Number-TP-HF

IMPORTANT NOTICE

Micro Commercial Components Corp. reserves the right to make changes without further notice to any product herein to make corrections, modifications , enhancements , improvements , or other changes . **Micro Commercial Components Corp .** does not assume any liability arising out of the application or use of any product described herein; neither does it convey any license under its patent rights ,nor the rights of others . The user of products in such applications shall assume all risks of such use and will agree to hold **Micro Commercial Components Corp .** and all the companies whose products are represented on our website, harmless against all damages.

LIFE SUPPORT

MCC's products are not authorized for use as critical components in life support devices or systems without the express written approval of Micro Commercial Components Corporation.

CUSTOMER AWARENESS

Counterfeiting of semiconductor parts is a growing problem in the industry. Micro Commercial Components (MCC) is taking strong measures to protect ourselves and our customers from the proliferation of counterfeit parts. MCC strongly encourages customers to purchase MCC parts either directly from MCC or from Authorized MCC Distributors who are listed by country on our web page cited below. Products customers buy either from MCC directly or from Authorized MCC Distributors are genuine parts, have full traceability, meet MCC's quality standards for handling and storage. **MCC will not provide any warranty coverage or other assistance for parts bought from Unauthorized Sources.** MCC is committed to combat this global problem and encourage our customers to do their part in stopping this practice by buying direct or from authorized distributors.

www.mccsemi.com