



Micro Commercial Components
 21201 Itasca Street Chatsworth
 CA 91311
 Phone: (818) 701-4933
 Fax: (818) 701-4939

MURF1005CT THRU MURF1040CT

Features

- Low power loss, high efficiency
- Low forward voltage, high current capability
- High surge capacity
- Super fast recovery times, high voltage
- Case : ITO-220AB Full Molded Plastic Package

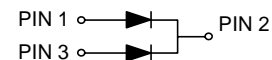
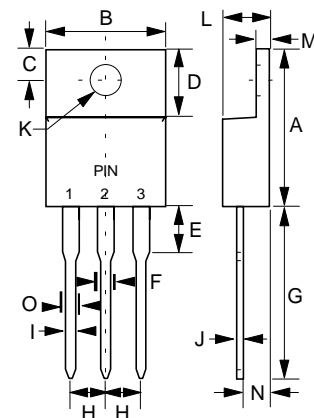
**10 Amp
 Isolation Super Fast
 Recovery Rectifier
 50 to 400 Volts**

Maximum Ratings

- Operating Junction Temperature: -55°C to +150°C
- Storage Temperature: -55°C to +150°C

MCC Catalog Number	Maximum Recurrent Peak Reverse Voltage	Maximum RMS Voltage	Maximum DC Blocking Voltage
MURF1005CT	50V	35V	50V
MURF1010CT	100V	70V	100V
MURF1015CT	150V	105V	150V
MURF1020CT	200V	140V	200V
MURF1030CT	300V	210V	300V
MURF1040CT	400V	280V	400V

ITO-220AB



Electrical Characteristics @ 25°C Unless Otherwise Specified

Average Forward Current	$I_{F(AV)}$	10A	$T_C = 100^\circ\text{C}$
Peak Forward Surge Current	I_{FSM}	150A	8.3ms, half sine
Maximum Instantaneous Forward Voltage 1005CT-1020CT 1030CT-1040CT	V_F	.95V 1.30V	$T_J = 25^\circ\text{C}$ $I_{FM} = 5\text{A};$
Maximum DC Reverse Current At Rated DC Blocking Voltage	I_R	5uA 500uA	$T_C = 25^\circ\text{C}$ $T_C = 100^\circ\text{C}$
Maximum Reverse Recovery Time 1005CT-1020CT 1030CT-1040CT	T_{rr}	35ns 50ns	$I_F=0.5\text{A}, I_R=1.0\text{A},$ $I_{rr}=0.25\text{A}$

DIM	INCHES		MM		NOTE
	MIN	MAX	MIN	MAX	
A	.583	.606	14.80	15.40	
B	---	.406	---	10.30	
C	.100	.112	2.55	2.85	
D	.248	.272	6.30	6.90	
E	---	.161	---	4.10	
F	---	.071	---	1.80	
G	.512	.543	13.00	13.80	
H	---	.100	---	2.55	
I	---	.035	---	0.90	
J	---	.032	---	0.80	
K	.118	.134	3.00	3.40	∅
L	---	.189	---	4.80	
M	---	.130	---	3.30	
N	.098	.114	2.50	2.90	
O	---	.055	---	1.40	

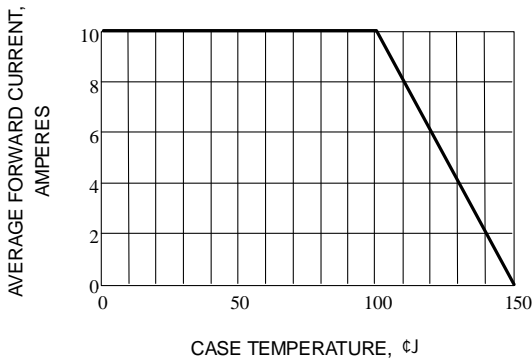


Fig. 1-FORWARD CURRENT DERATING CURVE

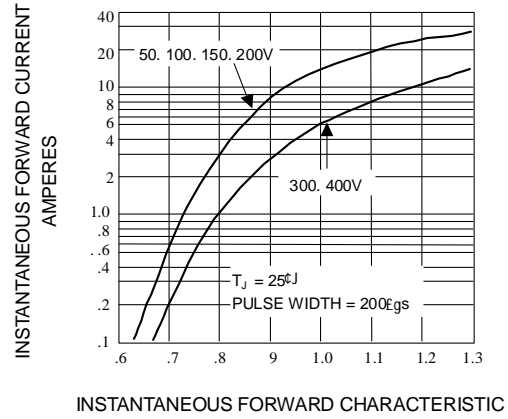


Fig. 2-TYPICAL INSTANTANEOUS FORWARD CHARACTERISTIC

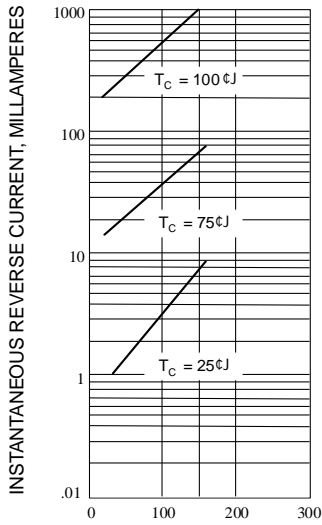


Fig. 3-TYPICAL REVERSE CHARACTERISTICS

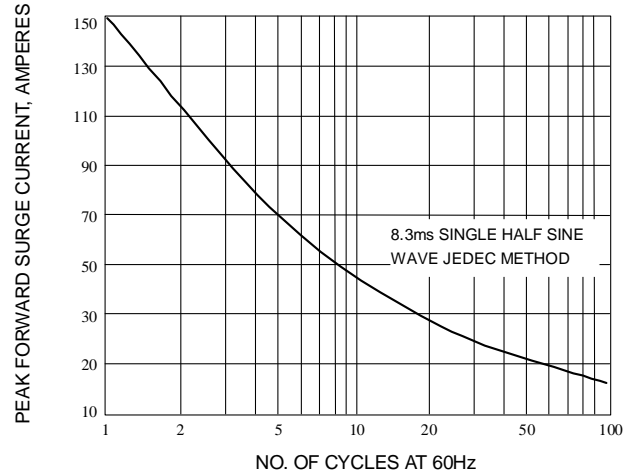


Fig. 4-MAXIMUM NON-REPETITIVE SURGE CURRENT

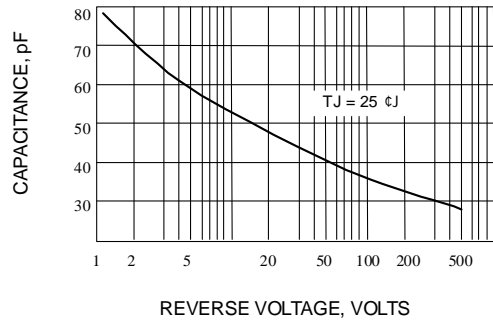


Fig. 5-TYPICAL JUNCTION CAPACITANCE