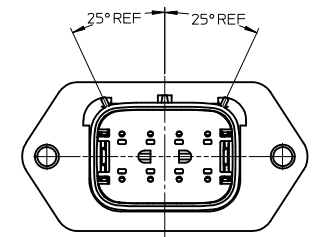
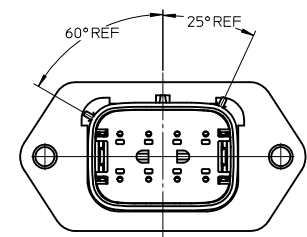
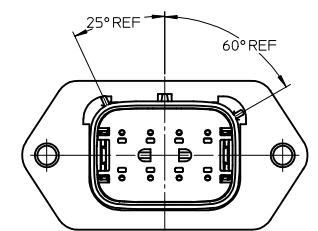
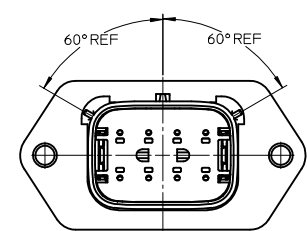
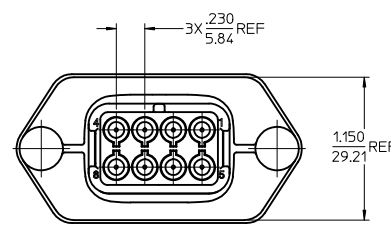
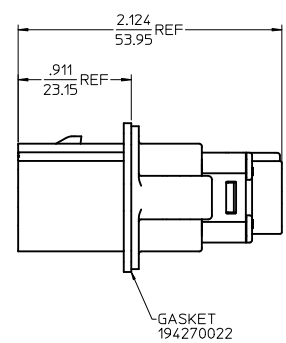
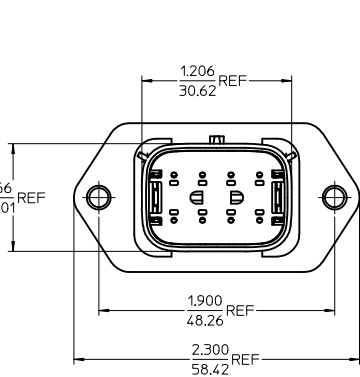
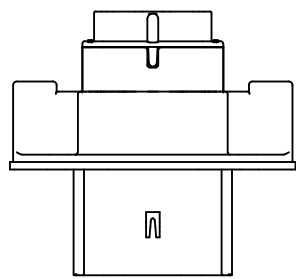
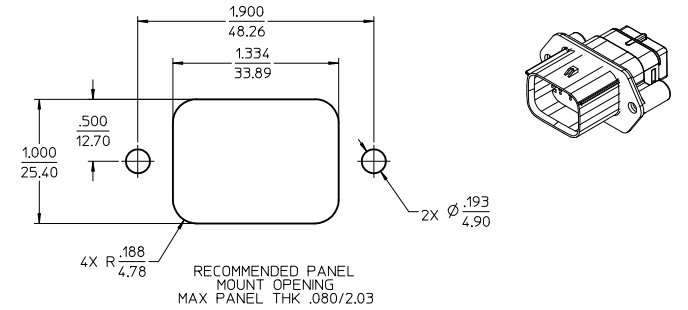


MATERIAL NUMBER	WIRE GAGE	GASKET	KEYING OPTION	COLOR
194350811	16-14	YES	A	BLACK
194350812	22-18	YES	A	BLACK
194350813	16-14	NO	A	BLACK
194350814	22-18	NO	A	BLACK
194350816	16-14	YES	B	GRAY
194350817	22-18	YES	B	GRAY
194350818	16-14	NO	B	GRAY
194350819	22-18	NO	B	GRAY
194350821	16-14	YES	C	BROWN
194350822	22-18	YES	C	BROWN
194350823	16-14	NO	C	BROWN
194350824	22-18	NO	C	BROWN
194350826	16-14	YES	D	GREEN
194350827	22-18	YES	D	GREEN
194350828	16-14	NO	D	GREEN
194350829	22-18	NO	D	GREEN



NOTES:

- MATERIALS:
HOUSING: POLYESTER (PBT), GLASS FILLED, UL94 V-0,
COLOR: SEE CHART,
SEAL: SILICONE RUBBER,
GASKET: EPDM RUBBER.
- PRODUCT SPECIFICATION: PS-19417-001.
- PACKAGING SPECIFICATION: PK-19435-001.
GASKETS, IF REQUIRED FOR THE ASSEMBLIES,
ARE BULK PACKAGED IN A SEPARATE BAG.
- MATES WITH: 19418 SERIES RECEPTACLE ASSEMBLIES.
- USE CONNECTOR WITH MALE CRIMP TERMINAL; SERIES 19417.
- RECOMMENDED MOUNTING HARDWARE: (2#) #10 X .62/15.8 LONG PLASTIC
THREAD CUTTING SCREWS. RECOMMENDED TORQUE: 15-17 IN.-LBS.
SUGGESTED SOURCE: ITW SHAKEPROOF INDUSTRIAL BOSSCREW OR EQUIVALENT.

UPDATE NOTES IEC NO: IPG2012-0303 2011/12/28 DRAWN/ING: CHYK APPROV'D/TITUS	QUALITY SYMBOLS ▽=0 ▽=0	GENERAL TOLERANCES (UNLESS SPECIFIED)		DIMENSION STYLE IN/MM	SCALE 2:1	DESIGN UNITS INCH	THIRD ANGLE PROJECTION
		4 PLACES ± .15 INCH 3 PLACES ± .015 INCH 2 PLACES ± 0.38 INCH 1 PLACE ± .015 INCH	DRAWN BY: JPAWLICKI DATE: 02/09/05 CHECKED BY: DATE: 02/10/05 APPROVED BY: RDEROSS DATE: 02/11/05	TITLE 8 WAY SEALED PLUG PANEL MOUNT ASSEMBLY, 22-14 AWG, A-D POLARIZATION		MOLEX INCORPORATED	
DRAFT WHERE APPLICABLE MUST REMAIN WITHIN DIMENSIONS		MATERIAL NO. SEE CHART		DOCUMENT NO. SD-19435-008		THIS DRAWING CONTAINS INFORMATION THAT IS PROPRIETARY TO MOLEX INCORPORATED AND SHOULD NOT BE USED WITHOUT WRITTEN PERMISSION	