3.96mm (.156") Pitch KK® Crimp Terminal Housing

41695

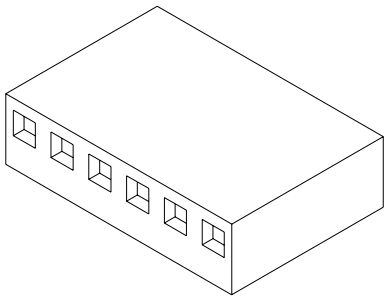

FEATURES AND SPECIFICATIONS

Features and Benefits

- Sizes 2 to 20 circuits
- Locking ramp feature available
- Polarizing rib feature available for side-to-side polarization
- Offset pin entry holes provide 180˚ polarization
- Accepts entire line of .156" contacts
- Optional voids available

Reference Information

Product Specification: PS-08-50
Packaging: Bag
UL File No.: E29179
CSA File No.: LR19980
Mates With: Molex KK 3.96mm (.156") pitch headers or 1.14mm (.045") pins
Use With: 2478, 2578, 6438, 6838, 7258 and 8818 terminals
Designed In: Inches

Electrical

Voltage: 250V AC max.
Current: Phosphor Bronze—7.0A max.
Brass—5.0A max.
Contact Resistance: 6mΩ max.
Dielectric Withstanding Voltage: 1500V AC
Insulation Resistance: 500K MΩ min.

Mechanical

Contact Insertion Force: 1.8kg (4 lb) max.
Contact Retention to Housing: 3.6kg (8 lb) min.
Mating Force: Square pin—2.25 lb max.
Round pin—1.60 lb max.
Unmating Force: Square pin—0.84 lb min.
Round pin—0.60 lb min.
Normal Force: 0.75kg (1.65 lb)
Durability: 25 cycles max.

Physical

Housing: Polyester, UL 94V-0
Operating Temperature: 0 to +75˚C

CATALOG DRAWING (FOR REFERENCE ONLY)

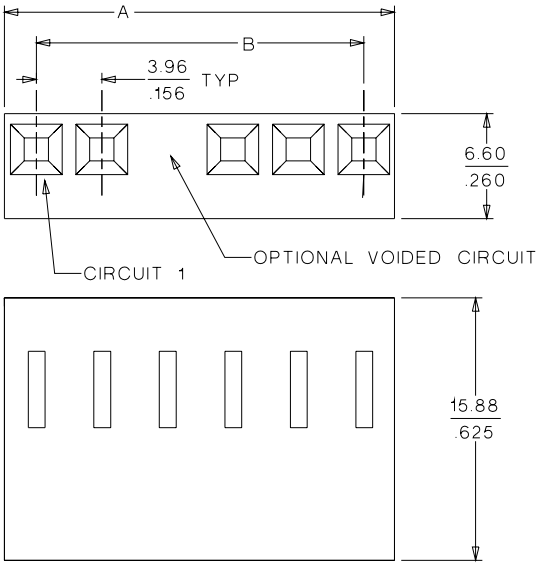

Note: When mating polarizing rib version with breakaway friction lock header or polarizing wall series, the end friction lock or polarizing wall of header must be removed.

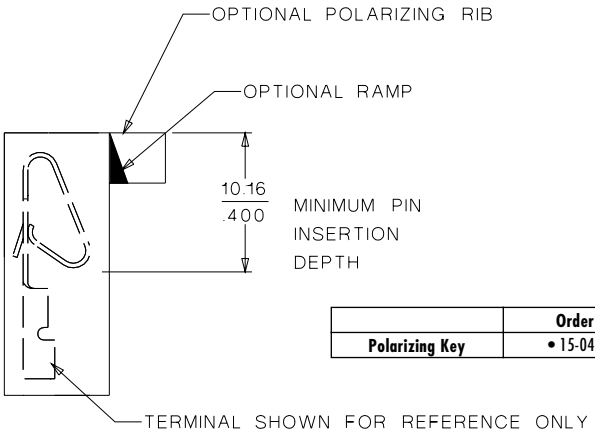

	Order No.
Polarizing Key	• 15-04-0297

ORDERING INFORMATION AND DIMENSIONS

Circuits	Order No.			Dimension	
	With Locking Ramp and Polarizing Ribs	Without Locking Ramp or Polarizing Ribs	With Locking Ramp Only	A	B
2	• 09-50-8023	• 09-50-8020	• 09-50-8021	8.79 (.346)	3.96 (.156)
3	• 09-50-8033	• 09-50-8030	• 09-50-8031	12.75 (.502)	7.92 (.312)
4	• 09-50-8043	• 09-50-8040	• 09-50-8041	16.71 (.658)	11.89 (.468)
5	• 09-50-8053	• 09-50-8050	• 09-50-8051	20.67 (.814)	15.85 (.624)
6	• 09-50-8063	• 09-50-8060	• 09-50-8061	24.64 (.970)	19.81 (.780)
7	• 09-50-8073	• 09-50-8070	• 09-50-8071	28.60 (1.126)	23.77 (.936)
8	• 09-50-8083	• 09-50-8080	• 09-50-8081	32.56 (1.282)	27.74 (1.092)
9	• 09-50-8093	• 09-50-8090	• 09-50-8091	36.53 (1.438)	31.70 (1.248)
10	• 09-50-8103	• 09-50-8100	• 09-50-8101	40.49 (1.594)	35.66 (1.404)
11	• 09-50-8113	• 09-50-8110	• 09-50-8111	44.45 (1.750)	39.62 (1.560)

Circuits	Order No.			Dimension	
	With Locking Ramp and Polarizing Ribs	Without Locking Ramp or Polarizing Ribs	With Locking Ramp Only	A	B
12	• 09-50-8123	• 09-50-8120	• 09-50-8121	48.41 (1.906)	43.59 (1.716)
13	• 09-50-8133	• 09-50-8130	• 09-50-8131	52.37 (2.062)	47.55 (1.872)
14	• 09-50-8143	• 09-50-8140	• 09-50-8141	56.34 (2.218)	51.51 (2.028)
15	• 09-50-8153	• 09-50-8150	• 09-50-8151	60.30 (2.374)	55.47 (2.184)
16	• 09-50-8163	• 09-50-8160	• 09-50-8161	64.26 (2.530)	59.44 (2.340)
17	• 09-50-8173	• 09-50-8170	• 09-50-8171	68.22 (2.686)	63.40 (2.496)
18	• 09-50-8183	• 09-50-8180	• 09-50-8181	72.19 (2.842)	67.36 (2.652)
19	• 09-50-8193	• 09-50-8190	• 09-50-8191	76.15 (2.998)	71.32 (2.808)
20	• 09-50-8203	• 09-50-8200	• 09-50-8201	80.11 (3.154)	75.28 (2.964)

• US Standard Product, available through Molex franchised distributors