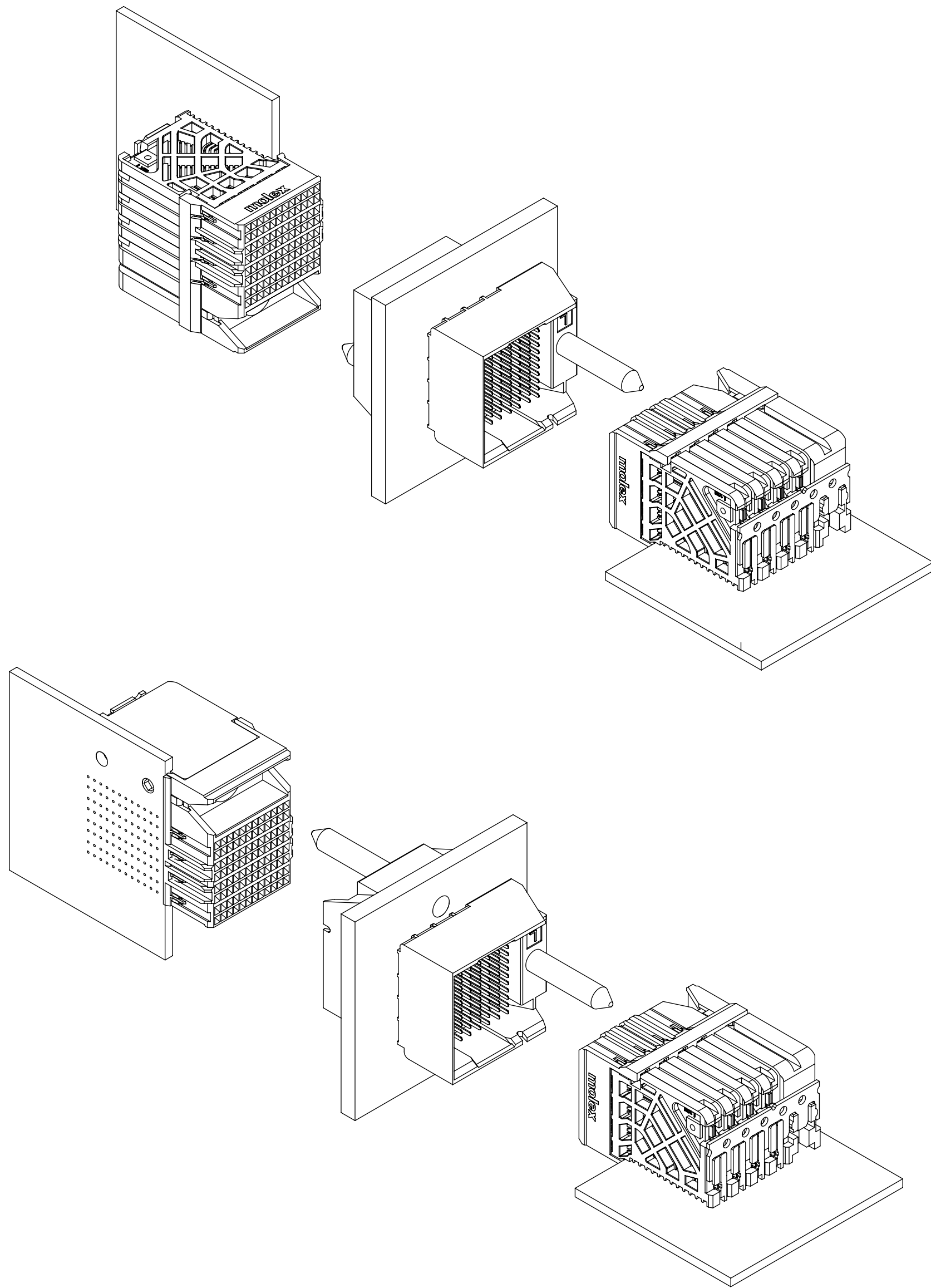


- NOTES:
- MATERIALS: HOUSING - LIQUID CRYSTAL POLYMER (LCP) GLASS-FILLED, UL94V-0
TERMINALS - HIGH PERFORMANCE COPPER ALLOY
 - FINISH: 30µ MIN GOLD IN CONTACT AREA.
SELECTIVE TIN OR TIN-LEAD ON PCB TAILS.
NICKEL OVERALL.
 - REFER TO MOLEX PRODUCT SPECIFICATION PS-76060-999 FOR PERFORMANCE SPECIFICATIONS AND ADDITIONAL PCB INFORMATION.
 - THIS PART CONFORMS TO CLASS B REQUIREMENTS OF COSMETIC SPEC PS-45499-002.
 - PRODUCT IS PACKAGED PER PK-70873-764.
 - SEE SHEETS 2 AND 3 FOR PART NUMBERS AND ORTHOGONAL PIN MAPPING.
 - REFER TO MOLEX SALES DRAWING SD-76850-002 FOR THE MATING RECEPTACLES.
 - THE KEEP-OUT ZONE FOR THE PART LENGTH INCLUDES AN ADDITIONAL 1.0mm TO ACCOMMODATE FOR SPACE REQUIRED BY THE DAUGHTERCARD ASSEMBLY.
 - REFER TO MOLEX ROUTING GUIDE AS-76850-990 FOR ADDITIONAL PCB LAYOUT AND ROUTING RECOMMENDATIONS.
 - CONNECTORS ARE SUPPLIED WITH A 2-56 UNC-2A SCREW.
 - "THESE DIMENSIONS REPRESENT THE AREA NEEDED TO ACCOMODATE CONNECTOR INSERTION AND REPAIR ON THE PC BOARD. THIS DOES NOT REPRESENT THE ACTUAL PERIMETER OF THE CONNECTOR."

THIS DRAWING CONTAINS INFORMATION THAT IS PROPRIETARY TO MOLEX ELECTRONIC TECHNOLOGIES, LLC AND SHOULD NOT BE USED WITHOUT WRITTEN PERMISSION											
DIMENSION UNITS: mm		SCALE: NTS		CURRENT REV DESC: CORRECTED REMASTERING DRAWING TYPO & REMOVED TIN/LEAD OPTION MODULE TYPE AT SHT2 2-F6				molex		IMPACT 4 PAIR HEADER ORTHOGONAL ASSEMBLY GUIDE LEFT SALES DWG	
GENERAL TOLERANCES (UNLESS SPECIFIED)		ANGULAR TOL ± 0.5°		EC NO: 629583 DRWN: JSGOH01 2018/07/03 CHK'D: STTAN 2021/02/04 APPR: STTAN 2021/02/04							
4 PLACES ±		3 PLACES ±		2 PLACES ± 0.13		1 PLACE ± 0.25		INITIAL REVISION:		DOCUMENT NUMBER	
0 PLACES ±		DRAFT WHERE APPLICABLE MUST REMAIN WITHIN DIMENSIONS		THIRD ANGLE PROJECTION		DRAWING: C-SIZE		SERIES: 76845		SD-76845-002	
DOC STATUS: P1		RELEASE DATE: 2021/02/04 03:13:18		MATERIAL NUMBER: SEE CHART		CUSTOMER: GENERAL MARKET		DOC TYPE: PSD		DOC PART: 001	
										SHEET NUMBER: 1 OF 3	

MATERIAL NUMBER	# OF COLUMNS	# OF DIFF PAIR	MODULE TYPE	DIM "A"	DIM "B"	DIM "C"
76845-*60*	6	24	NO ENDWALL	18.9	10.00	10.40
76845-*60*	6	24	WITH ENDWALL	20.3	10.00	10.40
76845-*80*	8	32	NO ENDWALL	22.9	14.05	14.45
76845-*80*	8	32	WITH ENDWALL	24.3	14.05	14.45
76845-*10*	10	40	NO ENDWALL	27.0	18.10	18.50
76845-*10*	10	40	WITH ENDWALL	28.4	18.10	18.50

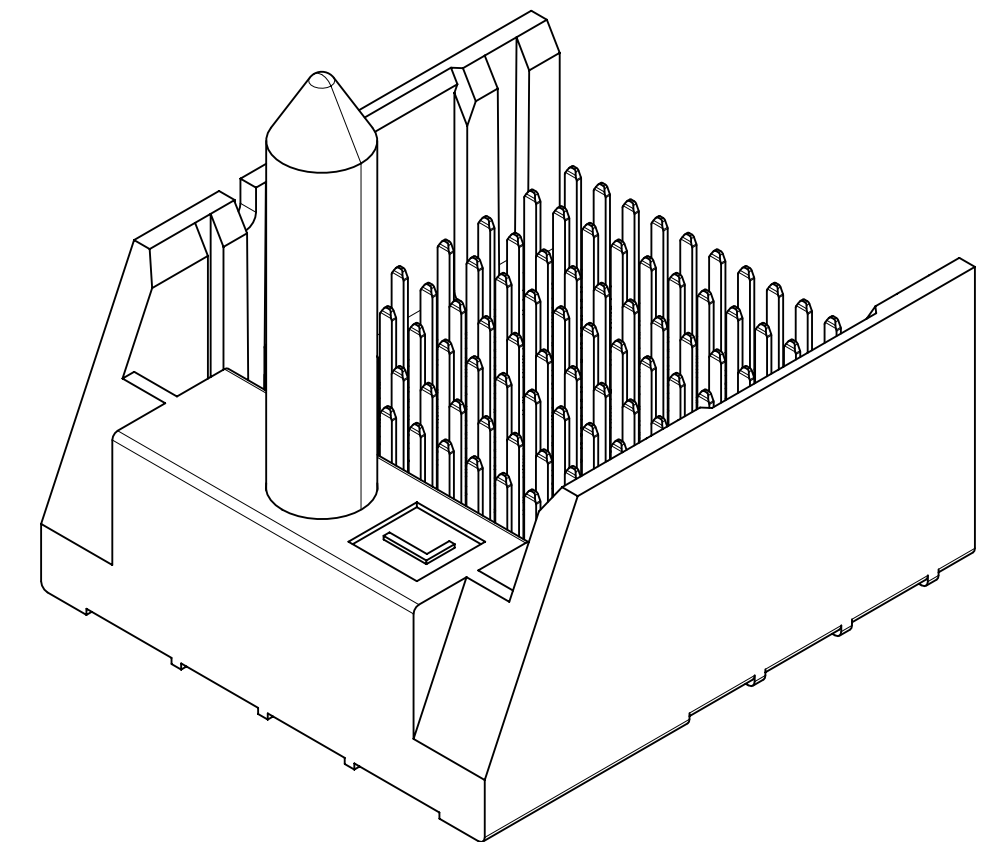


76845-**0*

MODULE & TAIL PLATING TYPE
 3 = GUIDE LEFT NO ENDWALL, TIN
 7 = GUIDE LEFT ENDWALL, TIN

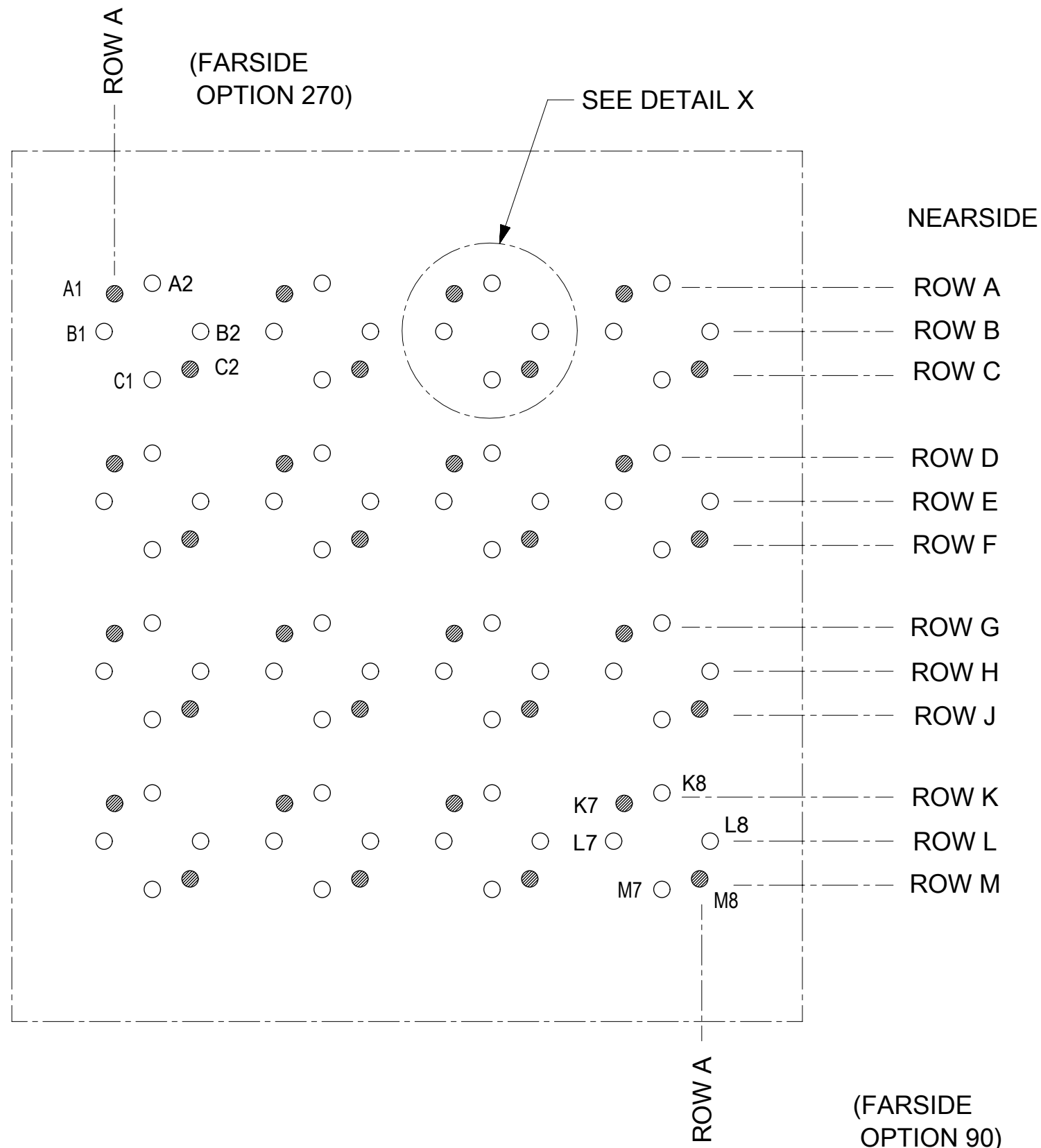
PIN LENGTH (P)
 4 = 4.90, (0.46 PTH)
 5 = 5.50, (0.46 PTH)
 7 = 4.90, (0.39 PTH)
 8 = 5.50, (0.39 PTH)

OF COLUMNS
 6 = 6 COLUMN
 8 = 8 COLUMN
 1 = 10 COLUMN

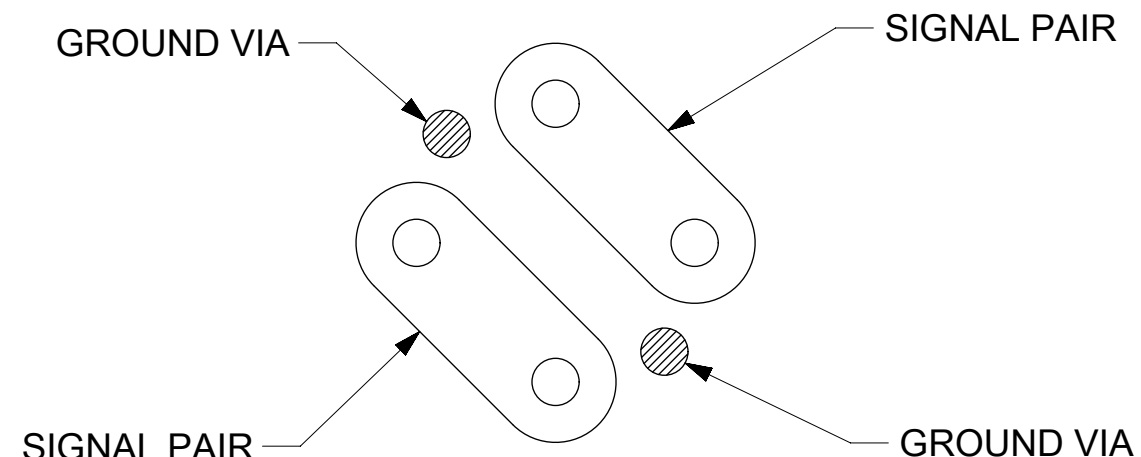


OPEN END OPTION

THIS DRAWING CONTAINS INFORMATION THAT IS PROPRIETARY TO MOLEX ELECTRONIC TECHNOLOGIES, LLC AND SHOULD NOT BE USED WITHOUT WRITTEN PERMISSION									
DIMENSION UNITS		SCALE		CURRENT REV DESC: CORRECTED REMASTERING DRAWING TYPO & REMOVED TIN/LEAD OPTION MODULE TYPE AT SHT2 2-F6				molex	
mm		NTS							
GENERAL TOLERANCES (UNLESS SPECIFIED)				EC NO: 629583				IMPACT 4 PAIR HEADER ORTHOGONAL ASSEMBLY GUIDE LEFT SALES DWG	
ANGULAR TOL ± 0.5°				DRWN: JSGOH01		2018/07/03			
4 PLACES ±				CHK'D: STTAN		2021/02/04			
3 PLACES ±				APPR: STTAN		2021/02/04		PRODUCT CUSTOMER DRAWING	
2 PLACES ± 0.13				INITIAL REVISION:				DOCUMENT NUMBER	
1 PLACE ± 0.25				DRWN: JLAURX		0004/06/09		SD-76845-002	
0 PLACES ±				APPR: JBINGHAM		2010/01/14		DOC TYPE DOC PART REVISION	
DRAFT WHERE APPLICABLE MUST REMAIN WITHIN DIMENSIONS				THIRD ANGLE PROJECTION		DRAWING		SHEET NUMBER	
				C-SIZE		76845		SEE CHART GENERAL MARKET 2 OF 3	



MIDPLANE PCB LAYOUT



DETAIL X
SCALE 16:1

ORTHO PIN MAPPING

OPTION 270 (NEARSIDE - FARSIDE)

(A1-A1)	A2-B1	(A3-D1)	A4-E1	(A5-G1)	A6-H1	(A7-K1)	A8-L1
B1-A2	B2-C1	B3-D2	B4-F1	B5-G2	B6-J1	B7-K2	B8-M1
C1-B2	(C2-C2)	C3-E2	(C4-F2)	C5-H2	(C6-J2)	C7-L2	(C8-M2)
(D1-A3)	D2-B3	(D3-D3)	D4-E3	(D5-G3)	D6-H3	(D7-K3)	D8-L3
E1-A4	E2-C3	E3-D4	E4-F3	E5-G4	E6-J3	E7-K4	E8-M3
F1-B4	(F2-C4)	F3-E4	(F4-F4)	F5-H4	(F6-J4)	F7-L4	(F8-M4)
(G1-A5)	G2-B5	(G3-D5)	G4-E5	(G5-G5)	G6-H5	(G7-K5)	G8-L5
H1-A6	H2-C5	H3-D6	H4-F5	H5-G6	H6-J5	H7-K6	H8-M5
J1-B6	(J2-C6)	J3-E6	(J4-F6)	J5-H6	(J6-J6)	J7-L6	(J8-M6)
(K1-A7)	K2-B7	(K3-D7)	K4-E7	(K5-G7)	K6-H7	(K7-K7)	K8-L7
L1-A8	L2-C7	L3-D8	L4-F7	L5-G8	L6-J7	L7-K8	L8-M7
M1-B8	(M2-C8)	M3-E8	(M4-F8)	M5-H8	(M6-J8)	M7-L8	(M8-M8)

ORTHO PIN MAPPING

OPTION 90 (NEARSIDE - FARSIDE)

(A1-M8)	A2-L8	(A3-J8)	A4-H8	(A5-F8)	A6-E8	(A7-C8)	A8-B8
B1-M7	B2-K8	B3-J7	B4-G8	B5-F7	B6-D8	B7-C7	B8-A8
C1-L7	(C2-K7)	C3-H7	(C4-G7)	C5-E7	(C6-D7)	C7-B7	(C8-A7)
(D1-M6)	D2-L6	(D3-J6)	D4-H6	(D5-F6)	D6-E6	(D7-C6)	D8-B6
E1-M5	E2-K6	E3-J5	E4-G6	E5-F5	E6-D6	E7-C5	E8-A6
F1-L5	(F2-K5)	F3-H5	(F4-G5)	F5-E5	(F6-D5)	F7-B5	(F8-A5)
(G1-M4)	G2-L4	(G3-J4)	G4-H4	(G5-F4)	G6-E4	(G7-C4)	G8-B4
H1-M3	H2-K4	H3-J3	H4-G4	H5-F3	H6-D4	H7-C3	H8-A4
J1-L3	(J2-K3)	J3-H3	(J4-G3)	J5-E3	(J6-D3)	J7-B3	(J8-A3)
(K1-M2)	K2-L2	(K3-J2)	K4-H2	(K5-F2)	K6-E2	(K7-C2)	K8-B2
L1-M1	L2-K2	L3-J1	L4-G2	L5-F1	L6-D2	L7-C1	L8-A2
M1-L1	(M2-K1)	M3-H1	(M4-G1)	M5-E1	(M6-D1)	M7-B1	(M8-A1)

NOTE: PINOUTS SHOWN IN BALLOONS ARE GROUNDS.
PINOUTS SHOWN ARE FOR SQUARE (8 COLUMN) PATTERN ONLY.

THIS DRAWING CONTAINS INFORMATION THAT IS PROPRIETARY TO MOLEX ELECTRONIC TECHNOLOGIES, LLC AND SHOULD NOT BE USED WITHOUT WRITTEN PERMISSION												
DIMENSION UNITS	SCALE	CURRENT REV DESC: CORRECTED REMASTERING DRAWING TYPO & REMOVED TIN/LEAD OPTION MODULE TYPE AT SHT2 2-F6						molex				
mm	NTS	EC NO: 629583 DRWN: JSGOH01 2018/07/03 CHK'D: STTAN 2021/02/04 APPR: STTAN 2021/02/04						IMPACT 4 PAIR HEADER ORTHOGONAL ASSEMBLY GUIDE LEFT SALES DWG				
GENERAL TOLERANCES (UNLESS SPECIFIED)		INITIAL REVISION: DRWN: JLAURX 0004/06/09 APPR: JBINGHAM 2010/01/14						PRODUCT CUSTOMER DRAWING				
ANGULAR TOL ± 0.5°		DRAFT WHERE APPLICABLE MUST REMAIN WITHIN DIMENSIONS						DOCUMENT NUMBER		DOC TYPE	DOC PART	REVISION
4 PLACES ±		THIRD ANGLE PROJECTION						SD-76845-002		PSD	001	E2
3 PLACES ±		DRAWING		SERIES		MATERIAL NUMBER		CUSTOMER		SHEET NUMBER		
2 PLACES ± 0.13		C-SIZE		76845		SEE CHART		GENERAL MARKET		3 OF 3		
1 PLACE ± 0.25		DRAWING		76845		SEE CHART		GENERAL MARKET		3 OF 3		
0 PLACES ±		DRAWING		76845		SEE CHART		GENERAL MARKET		3 OF 3		