


0402 Case Size Chip Inductors

Series: Chip

Type: RF 1.0 x 0.5mm
(0.04 x 0.02 inch)



Small inductance (1.0 nH ~ 39H)
Suitable for high frequency circuits

Industrial property: Patents 2 (pending).

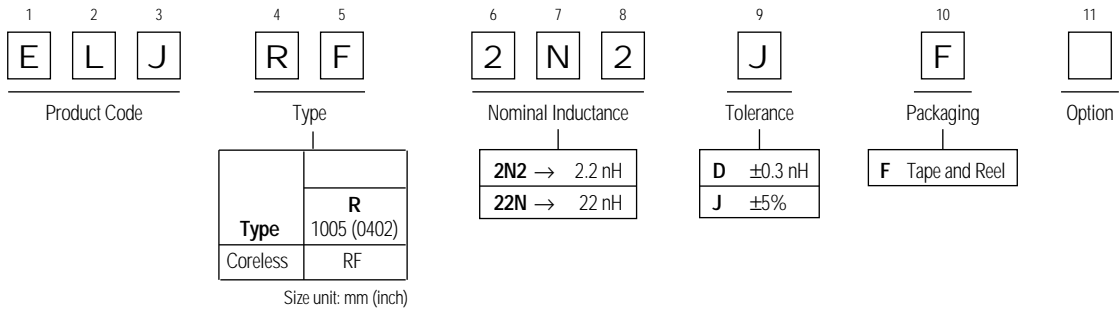
■ Features

- High Q
- High self-resonant frequency
- Non-polarity

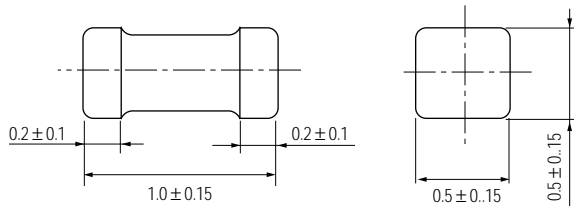
■ Recommended Applications

- Portable telephones
- Pagers

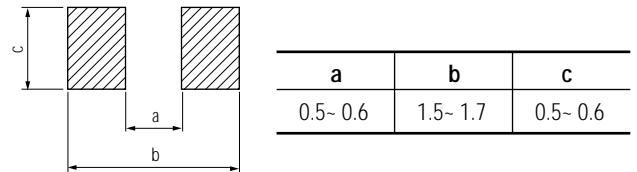
■ Explanation of Part Numbers



■ Dimensions in mm (not to scale)



■ Recommended Land Pattern



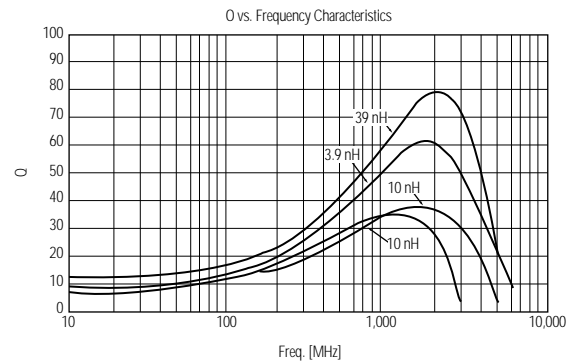
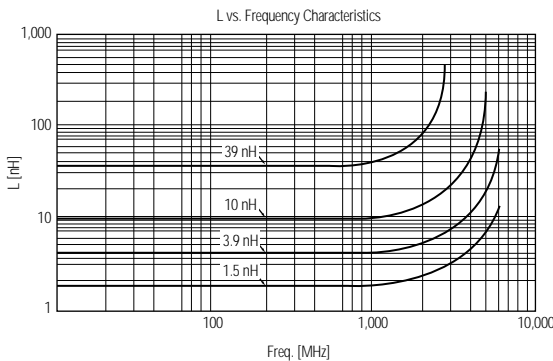
Connection schematic



■ Examples: Type 1608 (0603) RE

Part No.	Inductance		Q (at 100 MHz) min.	Q (at 800 MHz) min.	SRF min. [MHz]	Rdc max. [Ω]	Idc max. [mA]
	[nH]	Tolerance					
ELJRF1N0DF	1.0	D: ±0.3 (nH)	8	21	6000	0.05	400
ELJRF1N2DF	1.2		8	21	6000	0.06	400
ELJRF1N5DF	1.5		8	21	6000	0.07	400
ELJRF1N8DF	1.8		8	21	6000	0.08	400
ELJRF2N2DF	2.2		8	21	6000	0.09	400
ELJRF2N7DF	2.7		8	21	5500	0.10	400
ELJRF3N3DF	3.3		7	21	5500	0.12	400
ELJRF3N9DF	3.9		7	20	5200	0.15	360
ELJRF4N7DF	4.7		7	20	4800	0.17	360
ELJRF5N6DF	5.6		7	20	4600	0.19	340
ELJRF6N8DF	7.8	J: ±5 (%)	7	19	4000	0.30	320
ELJRF8N2JF	8.2		7	19	3500	0.35	320
ELJ4F10NJF	10		7	19	2800	0.41	320
ELJ4F12NJF	12		7	19	2800	0.45	320
ELJ4F15NJF	15		7	19	2500	0.60	240
ELJ4F18NJF	18		7	19	2200	0.70	240
ELJ4F22NJF	22		7	19	2000	0.80	200
ELJ4F27NJF	27		7	19	1800	1.20	200
ELJ4F33NJF	33		7	18	1800	1.40	170
ELJ4F39NJF	39		7	18	1800	1.70	150

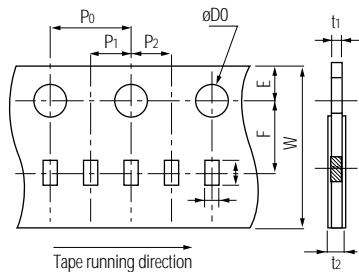
■ Performance Characteristics



■ Packaging Methods

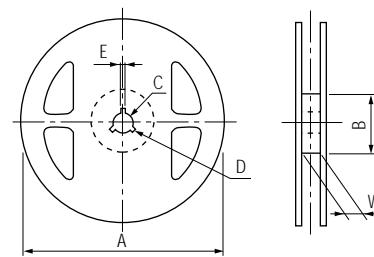
Standard packing quantity—Paper taping: 10,000 pcs./reel

Paper Tape Dimensions in mm (not to scale)



A	B	W	E	F	P ₁	P ₂	P ₀	øD ₀	t ₁	t ₂
0.71	1.21	8.0	1.75	3.5	2.0	2.0	4.0	ø1.5	0.7 max.	1.0 max.

Reel Dimensions in mm (not to scale)



A	B	C	D	E	W
ø178.0	ø50 min.	13.0	21.0	2.0	9.0