

Power Choke Coil

Japan
Singapore

Series: **PCC-M125L (MC)**

High power, Low loss, Low profile



■ Features

- High power (25 A to 30 A)
- Low loss (R_{DC} :0.8 to 1.1 $m\Omega$)
- Narrow R_{DC} tolerance ($\pm 5\%$ to $\pm 7\%$)
- Low profile (14.5×12.5×H5.0 mm)
- High frequency (up to 1 MHz)
- Low buzz noise due to its gap-less structure

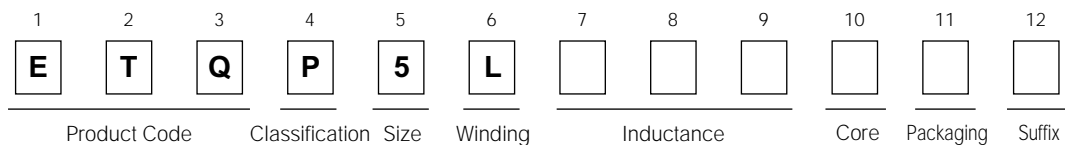
■ Recommended Applications

- Servers, Routers, DC-DC converters for driving CPUs
- Notebook PC power supply modules

■ Standard Packing Quantity

- 500 pcs./Reel

■ Explanation of Part Numbers



■ Standard Parts

| Part No. | Inductance (at 20 °C) | | | | Rated current (A) | DC resistance (at 20 °C) ($m\Omega$) center |
|--------------|-----------------------|-------------------------|----------------|-------------------------|-------------------|---|
| | L1 | | L2 (Reference) | | | |
| | (μH) | Measurement current (A) | (μH) | Measurement current (A) | | |
| ETQP5LR50XFA | 0.50±20 % | 30 | (0.46) | 42 | 27 | 0.80±7 % |
| ETQP5LR60XFA | 0.60±20 % | 30 | (0.54) | 42 | 30 | 1.10±5 % |

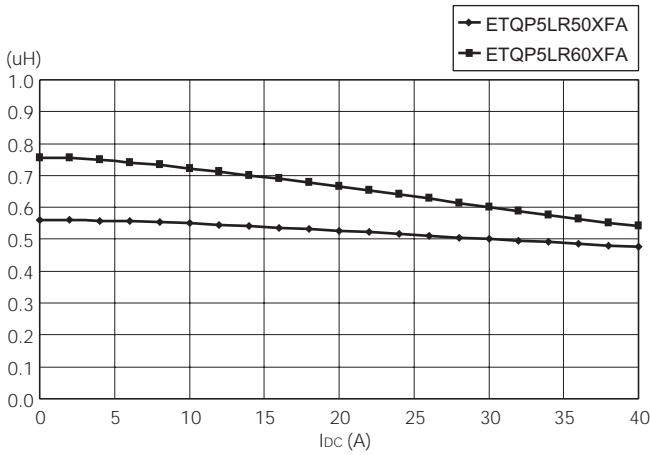
(Note1) Inductance is measured at 100 kHz

(Note2) Case heating current is the value of the current at which the temperature of the coil case rises 40 °C above its initial temperature with $T(\text{ambient}) = 25\text{ °C}$

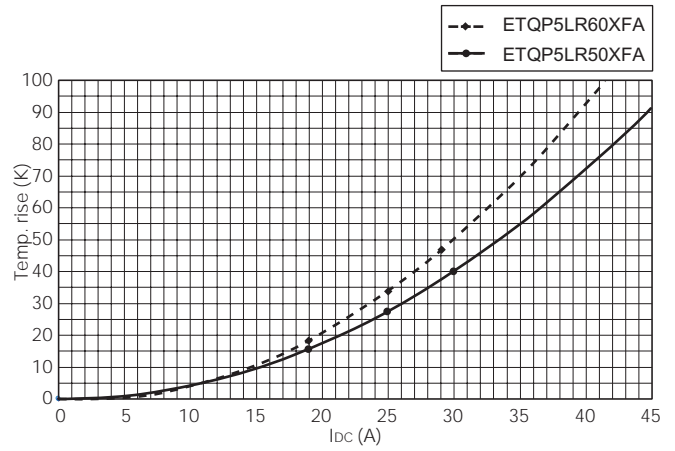
NEW

■ Performance Characteristics (Reference)

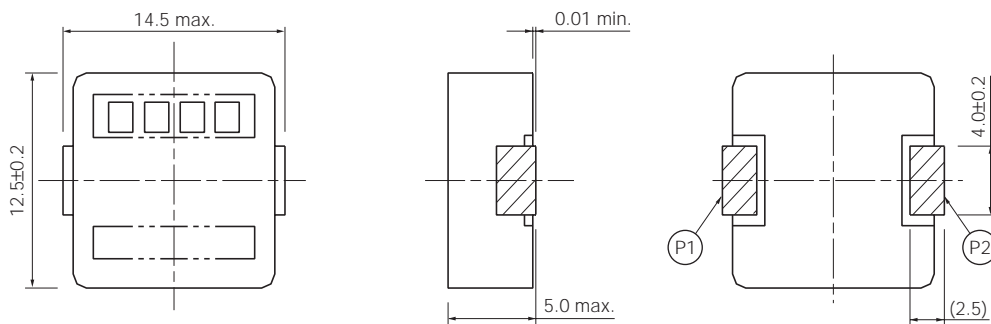
Inductance vs DC Current



Case Temperature vs DC Current



■ Dimensions in mm (not to scale)



■ Connection



■ Recommended Land Pattern in mm (not to scale)

