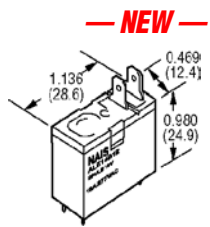


**ALE Series —
16 A Home
Appliance Relays**

Excellent heat resistance. **Nominal Switching Capacity:** 16 A 277 VAC. **Maximum Switching Power:** 4432 VA. **Maximum Switching Voltage:** 277 VAC. **Operating Power:** 400 mW. PCB and TMP types available. UL/CSA.

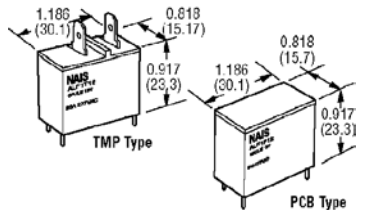


1 Form A, TMP with PCB Three Terminals

Stock No.	Mfr.'s Type	Volts (DC)	Coil (Ω)	Nominal Current (mA)	EACH	
					1-49	50-99
788-0135	ALE13B12	12	360	33.3	1.50	1.22
788-0140	ALE13B24	24	1440	16.7	1.61	1.32

1 Form A, TMP

788-0145	ALE15B12	12	360	33.3	1.50	1.22
788-0150	ALE15B24	24	1440	16.7	1.61	1.32



**ALF Series —
20 A Home
Appliance Relays**

Nominal Switching Capacity: 20 A 250 VAC. **Maximum Switching Power:** 6250 VA. **Surge Voltage Between Contact and Coil:** Min. 10,000 V. PCB and TMP types available. UL/CSA.

1 Form A, TMP

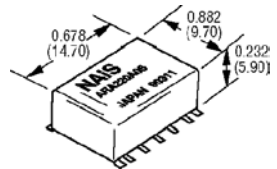
Stock No.	Mfr.'s Type	Volts (DC)	Coil (Ω)	Nominal Current (mA)	EACH	
					1-49	50-99
788-0155	ALF1T12	12	160	75.0	2.63	2.15
788-0160	ALF1T24	24	640	37.5	2.83	2.32

1 Form A, PCB

788-0165	ALF1P12	12	160	75.0	2.63	2.15
788-0170	ALF1P24	24	640	37.5	2.83	2.32

**ARA Series —
Microwave Relays for
Attenuator Circuit**

Low profile small type. Single side stable 140 mW nominal operation power. 1 and 2 coil latching also available. **Breakdown Voltage:** Between open contacts — 750 Vrms for 1 min; Between contact sets, and contact and coil — 1000 Vrms for 1 min. **Contact Rating:** 10 mA 10 VDC; 1 A 30 VDC.

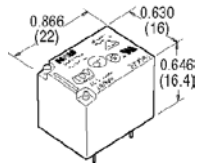


2 Form C, Low Profile

Stock No.	Mfr.'s Type	Volts (DC)	Coil (Ω)	Power (mW)	EACH		
					1-49	50-99	100-499
788-0185	ARA200A4H	4.5	145	140	24.59	20.12	20.12
788-0190	ARA200A12	12.0	1028	140	24.59	20.12	20.12
788-0195	ARA200A24	24.0	2880	200	25.41	20.79	20.79

**JS Series — Ultra-Mini
PC Power Relays**

10 A universal terminal footprint. **Nominal Operating Power:** 360 mW. **Pick Up Voltage:** 70% nominal voltage, sealed. **Maximum Switching Power:** 1250 VA. **Ambient Temperature:** -40°C to +70°C. UL recognized, CSA certified, TÜV approved.



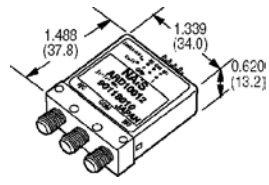
1 Form A Contacts

Stock No.	Mfr.'s Type	Volts (DC)	Coil (Ω)	EACH		
				1-49	50-99	100-499
788-1079	JS1A-5V	5	69.4	1.15	.80	.72
788-1008	JS1A-12V	12	400.0	1.15	.80	.72
788-1009	JS1A-24V	24	1600.0	1.17	.81	.74

1 Form C Contacts

788-1007	JS1-5V	5	69.4	1.15	.80	.72
788-1080	JS1-6V	6	100.0	1.20	.84	.75
788-1081	JS1-9V	9	225.0	1.20	.84	.75
788-1005	JS1-12V	12	400.0	1.17	.84	.75
788-1006	JS1-24V	24	1600.0	1.28	.90	.81
788-1082	JS1-48V	48	6400.0	1.56	1.09	.99

ARD Series — Small 26.5 GHz Coaxial Relays — NEW —



High Sensitivity: 700 mW nominal operation power. **Breakdown Voltage:** Between contact and coil, contact and earth terminal and open contacts — 500 Vrms for 1 min. **Contact Rating:** Max. 30 V 100 mA.

Failsafe

Stock No.	Mfr.'s Type	Volts (DC)	Coil (Ω)	EACH	
				1-49	50-99
788-0200	ARD10012	12	206	614.04	502.40

Latching

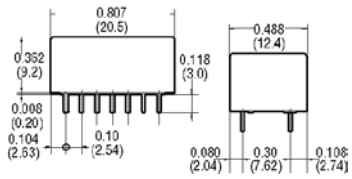
788-0205	ARD12012	12	288	696.73	570.05
----------	----------	----	-----	--------	--------

Latching with TTL Drive

Stock No.	Mfr.'s Type	Volts (DC)	TTL Logic Level		EACH	
			On	Off	1-49	50-99
788-0210	ARD15112	12	2.4-5.5 V	0-0.5 V	819.67	670.64

ARX Series — Small Sized Microwave Relays — NEW —

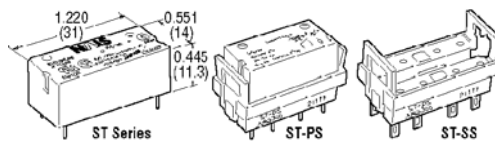
Nominal Operating Power: 200 mW. **Isolation:** 60 dB or more. **Breakdown Voltage:** Between open contacts, and contacts and earth terminals — 500 Vrms; Between contact and coil — 1000 Vrms.



1 Form C, Single Side Stable

Stock No.	Mfr.'s Type	Volts (DC)	Coil (Ω)	Power (mW)	EACH	
					1-49	50-99
788-0215	ARX104H	4.5	100	200	114.38	93.58
788-0220	ARX1012	12.0	100	200	153.70	125.76
788-0225	ARX1024	24.0	100	200	114.38	93.58

ST Series Polarized Power Relays



Sealed for automatic wave soldering and cleaning. **Initial Contact Resistance:** 30 milliohms. **Row Spacing:** 0.400" (10.16 mm). Gold-plated silver alloy contacts. **Rated:** 8 A, 200 VA. **Switching Power:** 150 W. **Switching Voltage:** 380 VAC. **Nominal Operating Power:** 240 mW. **Shock Resistance:** 20 G. **Ambient Temperature:** -40°C to +60°C. UL/CSA.

1 Form A, 1 Form B, Single Side Stable

Stock No.	Mfr.'s Type	Volts (DC)	Coil (Ω)	Nominal Current (mA)	EACH		
					1-49	50-99	100-499
788-1191	ST1-DC5V	5	105	47.0	11.91	8.34	7.50
788-1193	ST1-DC12V	12	600	20.0	11.91	8.34	7.50
788-1014	ST1-DC24V	24	2400	10.0	11.91	8.34	7.50

1 Form A, 1 Form B, 2 Coil Latching

788-1194	ST1-L2-DC5V	5	110	47.0	13.98	9.78	8.80
788-1195	ST1-L2-DC12V	12	640	18.8	13.98	9.78	8.80
788-1196	ST1-L2-DC24V	24	2400	9.8	13.98	9.78	8.80

2 Form A, Single Side Stable

788-1197	ST2-DC5V	5	105	47.0	12.57	8.80	7.91
788-1198	ST2-DC12V	12	600	20.0	13.00	9.10	8.18
788-1199	ST2-DC24V	24	2400	10.0	12.57	8.80	7.91

2 Form A, 2 Coil Latching

788-1200	ST2-L2-DC5V	5	110	47.0	14.20	9.94	8.95
788-1201	ST2-L2-DC12V	12	640	18.8	14.20	9.94	8.95

ST Series Sockets

Stock No.	Mfr.'s Type	Description	EACH		
			1-49	50-99	100-499
788-1015	ST-PS	PC Board Terminals	2.43	1.71	1.54
788-1202	ST-SS	Solder Terminals	2.43	1.71	1.54