

Printed-circuit board connector - PC 35 HC/ 4-STF-SH-15,00 - 1762848

Please be informed that the data shown in this PDF Document is generated from our Online Catalog. Please find the complete data in the user's documentation. Our General Terms of Use for Downloads are valid (<http://download.phoenixcontact.com>)



Plug component, Nominal current: 125 A, Rated voltage (III/2): 1000 V, Number of positions: 4, Pitch: 15 mm, Connection method: Screw connection, Color: green, Contact surface: Silver

Product Features

- ✓ Low insertion and withdrawal forces for user-friendly device connection
- ✓ High-capacity plugs with a current carrying capacity of up to 125 A and a connection capacity of 35 mm², solid
- ✓ Unlimited 600 V UL approval
- ✓ Standard with screw flange for reliable connection even in applications subject to vibration
- ✓ Maximum contact reliability due to integrated double steel spring



Key commercial data

Packing unit	1 pc
Minimum order quantity	10 pc
Weight per Piece (excluding packing)	260.0 GRM
Custom tariff number	85366990
Country of origin	Germany

Technical data

Dimensions

Length	50.3 mm
Height	42.5 mm
Pitch	15 mm
Dimension a	45 mm

General

Range of articles	PC 35 HC/...STF-SH
Insulating material group	I
Rated surge voltage (III/3)	8 kV

Printed-circuit board connector - PC 35 HC/ 4-STF-SH-15,00 - 1762848

Technical data

General

Rated surge voltage (III/2)	8 kV
Rated surge voltage (II/2)	8 kV
Rated voltage (III/3)	1000 V
Rated voltage (III/2)	1000 V
Rated voltage (II/2)	1000 V
Connection in acc. with standard	EN-VDE
Nominal current I_N	125 A
Nominal cross section	35 mm ²
Maximum load current	125 A
Insulating material	PA
Inflammability class according to UL 94	V0
Stripping length	20 mm
Number of positions	4
Screw thread	M5
Tightening torque, min	2.5 Nm
Tightening torque max	4.5 Nm

Connection data

Conductor cross section solid min.	0.5 mm ²
Conductor cross section solid max.	35 mm ²
Conductor cross section stranded min.	0.5 mm ²
Conductor cross section stranded max.	35 mm ²
Conductor cross section stranded, with ferrule without plastic sleeve min.	1 mm ²
Conductor cross section stranded, with ferrule without plastic sleeve max.	35 mm ²
Conductor cross section stranded, with ferrule with plastic sleeve min.	1.5 mm ²
Conductor cross section stranded, with ferrule with plastic sleeve max.	35 mm ²
Conductor cross section AWG/kcmil min.	20
Conductor cross section AWG/kcmil max	2
2 conductors with same cross section, solid min.	0.5 mm ²
2 conductors with same cross section, solid max.	6 mm ²
2 conductors with same cross section, stranded min.	0.5 mm ²
2 conductors with same cross section, stranded max.	6 mm ²
2 conductors with same cross section, stranded, ferrules without plastic sleeve, min.	0.5 mm ²
2 conductors with same cross section, stranded, ferrules without plastic sleeve, max.	4 mm ²
2 conductors with same cross section, stranded, TWIN ferrules with plastic sleeve, min.	0.5 mm ²

Printed-circuit board connector - PC 35 HC/ 4-STF-SH-15,00 - 1762848

Technical data

Connection data

2 conductors with same cross section, stranded, TWIN ferrules with plastic sleeve, max.	6 mm ²
Minimum AWG according to UL/CUL	16
Maximum AWG according to UL/CUL	2

Classifications

eCl@ss

eCl@ss 4.0	272607xx
eCl@ss 4.1	27260701
eCl@ss 5.0	27260701
eCl@ss 5.1	27260701
eCl@ss 6.0	27260704
eCl@ss 7.0	27440402
eCl@ss 8.0	27440402

ETIM

ETIM 3.0	EC001121
ETIM 4.0	EC002637
ETIM 5.0	EC002637

UNSPSC

UNSPSC 6.01	30211810
UNSPSC 7.0901	39121409
UNSPSC 11	39121409
UNSPSC 12.01	39121409
UNSPSC 13.2	39121409

Approvals

Approvals

Approvals

UL Recognized / cUL Recognized / GOST / VDE Gutachten mit Fertigungsüberwachung / CCA / IEC EE CB Scheme / cULus Recognized


Ex Approvals

Printed-circuit board connector - PC 35 HC/ 4-STF-SH-15,00 - 1762848


Approvals

Approvals submitted


Approval details


UL Recognized 

		B	C
mm ² /AWG/kcmil	16-12	16-2	16-2
Nominal current I _N	20 A	115 A	115 A
Nominal voltage U _N	600 V	600 V	600 V

cUL Recognized 

		B	C
mm ² /AWG/kcmil	16-12	16-2	16-2
Nominal current I _N	20 A	105 A	105 A
Nominal voltage U _N	600 V	600 V	600 V

GOST 

VDE Gutachten mit Fertigungsüberwachung 

mm ² /AWG/kcmil	0.5-35
Nominal current I _N	125 A
Nominal voltage U _N	1000 V

CCA

Printed-circuit board connector - PC 35 HC/ 4-STF-SH-15,00 - 1762848

Approvals

IECEE CB Scheme	
Nominal current I _N	125 A
Nominal voltage U _N	1000 V

cULus Recognized	
------------------	--

Accessories

Additional products

Printed-circuit board connector - PC 35 HC/ 4-GF-SH-15,00 - 1762851



Header, Nominal current: 125 A, Rated voltage (III/2): 1000 V, Number of positions: 4, Pitch: 15 mm, Color: green, Contact surface: Silver, Assembly: Soldering

Printed-circuit board connector - IPC 35 HC/ 4-STGF-15,00 - 1784871



Plug component, Nominal current: 125 A, Rated voltage (III/2): 1000 V, Number of positions: 4, Pitch: 15 mm, Connection method: Screw connection, Color: green, Contact surface: Silver

Printed-circuit board connector - IPC 35 HC/ 4-STF-SH-15,00 - 1784842

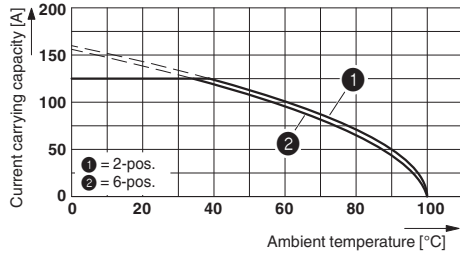


Plug component, Nominal current: 125 A, Rated voltage (III/2): 1000 V, Number of positions: 4, Pitch: 15 mm, Connection method: Screw connection, Color: green, Contact surface: Silver

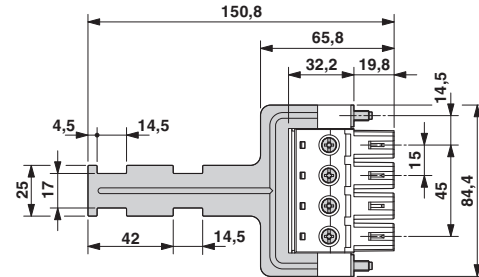
Drawings

Printed-circuit board connector - PC 35 HC/ 4-STF-SH-15,00 - 1762848

Diagram



Dimensioned drawing



Type: PC 35 HC/...-STF-15,00 with PC 35 HC/...-GF-15,00