


QUAD ROW TERMINAL/SOCKET

(1.27 mm) .050" PITCH • FOLC/MOLC SERIES

MAX
2.6
A m p s

8
G b p s



FOLC
Board Mates:
MOLC

MOLC
Board Mates:
FOLC

FOLC	1	NO. PINS PER ROW	LEAD STYLE	PLATING OPTION	Q	OPTION	PACKAGING
------	---	------------------	------------	----------------	---	--------	-----------

20, 25,
30, 35,
40, 45, 50
(Standard sizes)

-01 & -04
= Through-hole

-M1 & -M2
= Mixed
Technology

-L
= 10 μm
(0.25 μm)
Gold on
contact,
Matte Tin
on tail

-LC
= Locking
Clip
(Manual
placement
required)

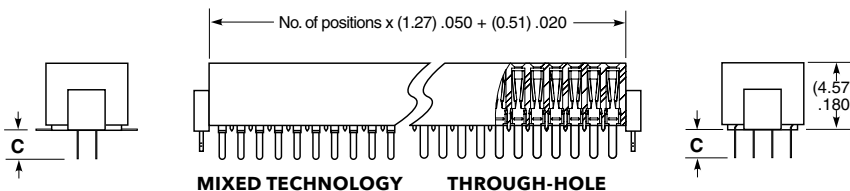
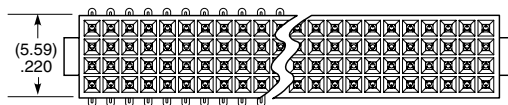
Leave blank
for tubes

-TR
= Tape & Reel
(-MX only)

-FR
= Full Reel
Tape & Reel
(must order
max. quantity
per reel;
contact
Samtec for
quantity breaks)
(-MX only)

SPECIFICATIONS

Insulator Material:
Black Liquid Crystal Polymer
Contact Material (FOLC):
BeCu
Terminal Material (MOLC):
Phosphor Bronze
Plating:
Au or Sn over
50 μm (1.27 μm) Ni
Operating Temp Range:
-55 °C to +125 °C
Current Rating:
2.6 A per pin
(4 pins powered)
Voltage Rating:
165 VAC/233 VDC
Insertion Depth (FOLC):
(3.30 mm) .130" to
(4.06 mm) .160"
Max Cycles (FOLC):
100



LEAD STYLE	C
-01, -M1	(1.91) .075
-04, -M2	(3.04) .120

View complete specifications at: samtec.com?FOLC

PROCESSING

Lead-Free Solderable:
Yes
SMT Lead Coplanarity (MOLC):
(0.10 mm) .004" max (20-25)
(0.15 mm) .006" max (30-50)*
*(.004" stencil solution
may be available; contact
ipg@samtec.com)

MOLC	1	NO. PINS PER ROW	LEAD STYLE	PLATING OPTION	Q	OPTION	PACKAGING
------	---	------------------	------------	----------------	---	--------	-----------

20, 25,
30, 35,
40, 45, 50
(Standard sizes)

-X'1
= Through-hole
(Specify from
chart)

-02
= Surface Mount

-L
= 10 μm
(0.25 μm)
Gold on
post,
Matte
Tin on tail

-LC
= Locking
Clip
(Manual
placement
required)

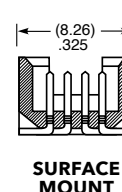
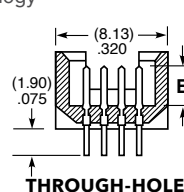
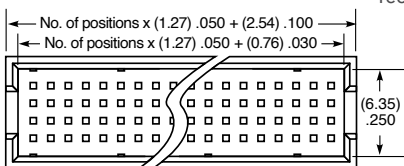
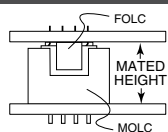
Leave blank
for tubes

-TR
= Tape & Reel
(-02 &
-M1 only)

-P
= Pick &
Place Pad
(-02 only)

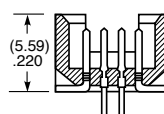
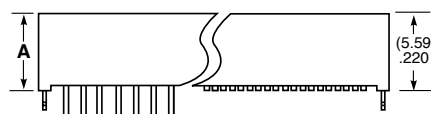
-FR
= Full Reel
Tape & Reel
(must order
max. quantity
per reel;
contact Samtec
for quantity
breaks)
(-02 &
-M1 only)

APPLICATIONS



LEAD STYLE		MATED HEIGHT*
MOLC	FOLC	
-01		(5.97) .235
-11	-01	(7.75) .305
-31		(11.43) .450

*Processing conditions will affect mated height.



LEAD STYLE	A	B
-01	(5.59) .220	(3.38) .133
-11	(7.34) .289	(3.66) .144
-31	(11.05) .435	

View complete specifications at: samtec.com?MOLC

Note:
Some lengths, styles and
options are non-standard,
non-returnable.