


RF316-07SP1-01BJ1-0300



RF316-01RP1-02RP1-0200

50 Ω RG 316 CABLE ASSEMBLIES

SPECIFICATIONS

For complete specifications see www.samtec.com?RF316

RF Connector:

Outer Contact Material:

Ni plated Brass (BNC)
Au plated Brass (SMB & SMA)
Au plated BeCu (MCX & MMCX)

Center Contact Material:

Au plated Brass (BNC-P, MCX-P, MMCX-P & SMA-P)
Au plated BeCu

(SMB-P & SMA-J)

Au plated Phos. Bronze (BNC-J)

Insulator Material:

PTFE

Operating Temperature:

-50 °C to +165 °C

Impedance:

50 Ω

Frequency Range:

0-6 GHz

(Cable & connector dependent)

RoHS Compliant:

Yes

RG 316 Cable:

Impedance:

50 Ω

Capacitance:

96.432 pF/meter

Max Attenuation

(cable only):

1.25 dB @ 1 GHz for 1 meter

Conductor Size:

26 AWG, (0.51 mm) .020" dia.

Conductor Material:

Silver Plated Copper

Insulator Material:

PTFE

Shield Material:

Silver Plated Copper Clad Steel

Jacket Material:

FEP

Jacket Diameter:

(2.54 mm) .100"

Jacket Color:

Amber

Bend Radius:

12.7 mm

RoHS Compliant:

Yes

Mates with:

MCX, MMCX, MMCXV,
SMA, SMB5, BNC5, TNC



Solutionator
DESIGN IN A MINUTE

- Create a full system: cable assembly and board level mates, 50 Ω and 75 Ω solutions
- Free samples available
- Visit: rf.samtec.com

High performance 26 AWG
RG 316 coax cable

Plugs and
Jacks

Straight or
Right-angle

Double shielded
RG 316 cable
also available
(RS316 Series)

CABLE TYPE

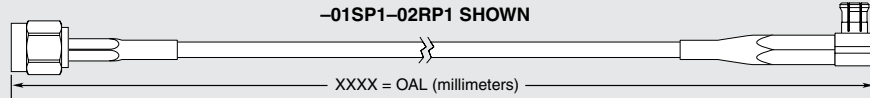
END 1
CONNECTOR

END 2
CONNECTOR

RF316
= RG 316 Cable,
Single Braid Shield

Specify END OPTIONS from chart

-01SP1-02RP1 SHOWN



END OPTIONS		END OPTIONS	
-01SP1 = SMA Straight Plug (30 μ" (0.76 μm) Gold on Center Contact, Gold Flash on Shell)		-02RP1 = MCX Right-angle Plug (30 μ" (0.76 μm) Gold on Center Contact, Gold Flash on Shell)	
-01RP1 = SMA Right-angle Plug (30 μ" (0.76 μm) Gold on Center Contact, Gold Flash on Shell)		-02SP1 = MCX Straight Plug (30 μ" (0.76 μm) Gold on Center Contact, Gold Flash on Shell)	
-07SP1 = SMB Straight Plug (30 μ" (0.76 μm) Gold on Center Contact, Gold Flash on Shell)		-03SP1 = MMCX Straight Plug (30 μ" (0.76 μm) Gold on Center Contact, Gold Flash on Shell)	
-07RP1 = SMB Right-angle Plug (30 μ" (0.76 μm) Gold on Center Contact, Gold Flash on Shell)		-03RP1 = MMCX Right-angle Plug (30 μ" (0.76 μm) Gold on Center Contact, Gold Flash on Shell)	
-02SJ1 = MCX Straight Jack (30 μ" (0.76 μm) Gold on Center Contact, Gold Flash on Shell)		-V3SP1 = MMCXV Straight Plug, High Vibration (30 μ" (0.76 μm) Gold on Center Contact, Nickel on Shell)	
		-V3RP1 = MMCXV Right-angle Plug, High Vibration (30 μ" (0.76 μm) Gold on Center Contact, Nickel on Shell)	
		-V3SJ1 = MMCXV Straight Jack, High Vibration (30 μ" (0.76 μm) Gold on Center Contact, Nickel on Shell)	

Due to technical progress, all designs, specifications and components are subject to change without notice.

WWW.SAMTEC.COM

All parts within this catalog are built to Samtec's specifications.

Customer specific requirements must be approved by Samtec and identified in a Samtec customer-specific drawing to apply.

OTHER SOLUTIONS

- Double shielded RG 316 cable available, see RS316 Series
- Cable connector kits (see cable components catalog pages)



RF316-03RP1-07RP1-0200

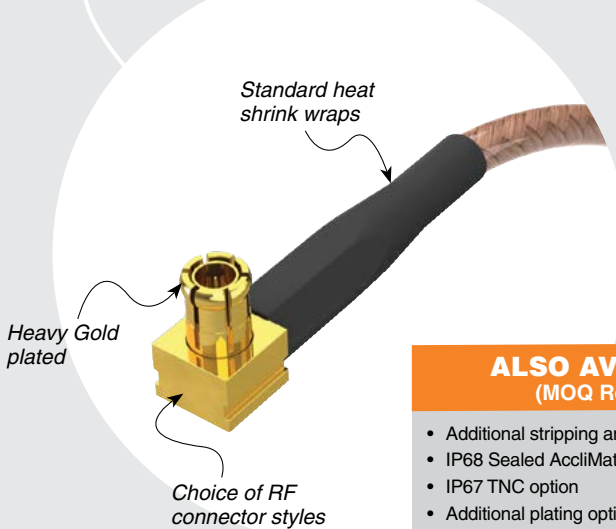


RF316-02RP1-02SP1-0200



RF316-04BJ2-07SP1-0100

RF316 SERIES



ALSO AVAILABLE
(MOQ Required)

- Additional stripping and tinning options
- IP68 Sealed AccliMate™ end options
- IP67 TNC option
- Additional plating options
- Additional end connector combinations
- Knurled nuts with BNC option

OVERALL LENGTH

—“XXXX”
= Overall Length in millimeters -0100 (100 mm) minimum
(Cable lengths larger than 1000 millimeters are not supported by S.I. Test data)

END OPTIONS		END OPTIONS		END OPTIONS																								
<p>-04SP3 = BNC Straight Plug (10 μ" (0.25 μm) Gold on Center Contact, Nickel on Shell)</p>		<p>-01PN1 = SMA 4-Hole Panel Mount Jack (30 μ" (0.76 μm) Gold on Center Contact, Gold Flash on Shell)</p>		<p>-SING = Single Ended (End 2 Callout)</p>																								
<p>-05SP3 = TNC Straight Plug (10 μ" (0.25 μm) Gold on Center Contact, Nickel on Shell)</p>		<p>-04BJ2 = BNC Bulkhead Jack (30 μ" (0.76 μm) Gold on Center Contact, Nickel on Shell)</p>		<p>XXXXXX = Stripped & Tinned (End 2 Callout)</p>																								
<p>-07BJ1 = SMB Bulkhead Jack (30 μ" (0.76 μm) Gold on Center Contact, Gold Flash on Shell)</p>		<p>-05BJ3 = TNC Bulkhead Jack (10 μ" (0.25 μm) Gold on Center Contact, Nickel on Shell)</p>		<p>STRIPPED & TINNED (Dimensions in mm)</p> <table border="1"> <thead> <tr> <th>CALLOUT</th> <th>A</th> <th>B</th> <th>C</th> </tr> </thead> <tbody> <tr> <td>-303030</td> <td>3.0</td> <td>3.0</td> <td>3.0</td> </tr> <tr> <td>-303040</td> <td>3.0</td> <td>3.0</td> <td>4.0</td> </tr> <tr> <td>-403030</td> <td>4.0</td> <td>3.0</td> <td>3.0</td> </tr> <tr> <td>-403040</td> <td>4.0</td> <td>3.0</td> <td>4.0</td> </tr> <tr> <td>-404040</td> <td>4.0</td> <td>4.0</td> <td>4.0</td> </tr> </tbody> </table> <p>Both center conductor and braid shield are stripped, only the center conductor is tinned.</p>	CALLOUT	A	B	C	-303030	3.0	3.0	3.0	-303040	3.0	3.0	4.0	-403030	4.0	3.0	3.0	-403040	4.0	3.0	4.0	-404040	4.0	4.0	4.0
CALLOUT	A	B	C																									
-303030	3.0	3.0	3.0																									
-303040	3.0	3.0	4.0																									
-403030	4.0	3.0	3.0																									
-403040	4.0	3.0	4.0																									
-404040	4.0	4.0	4.0																									
<p>-01BJ1 = SMA Straight Bulkhead Jack -01SB1 = SMA Straight Bulkhead Jack, Sealed -01SR1 = SMA Straight Bulkhead Jack, Sealed, Reversed Polarity -01BR1 = SMA Straight Bulkhead Jack, Reversed Polarity (30 μ" (0.76 μm) Gold on Center Contact, Gold Flash on Shell)</p>		<p>-06BJ2 = N Type Bulkhead Jack (30 μ" (0.76 μm) Gold on Center Contact, Nickel on Shell)</p>																										

Due to technical progress, all designs, specifications and components are subject to change without notice.

WWW.SAMTEC.COM

All parts within this catalog are built to Samtec's specifications.
Customer specific requirements must be approved by Samtec and identified in a Samtec customer-specific drawing to apply.