

AUDIO COUPLING MINIATURE ENCAPSULATED TRANSFORMER DESIGNED TO OPERATE 30mW MAX IN SECONDARY AND REFLECT A PRIMARY SOURCE IMPEDANCE OF APPROXIMATELY 25KΩ WITH 1KΩ SPLIT LOAD ON SECONDARY.

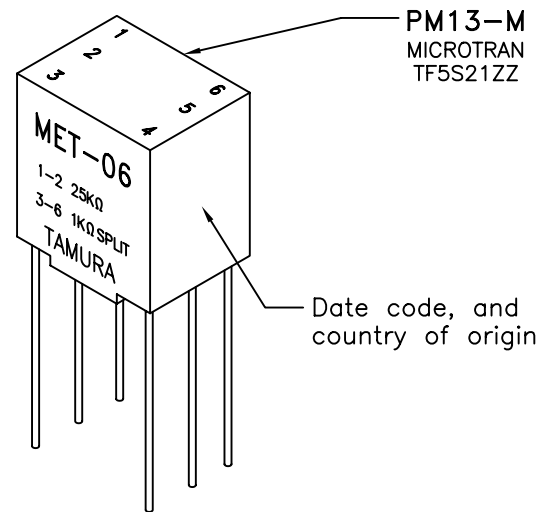
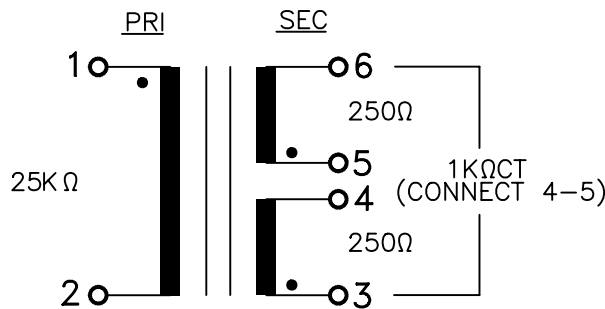
MODEL NUMBER
MET-06

A. Electrical Specifications (@ 20° C)

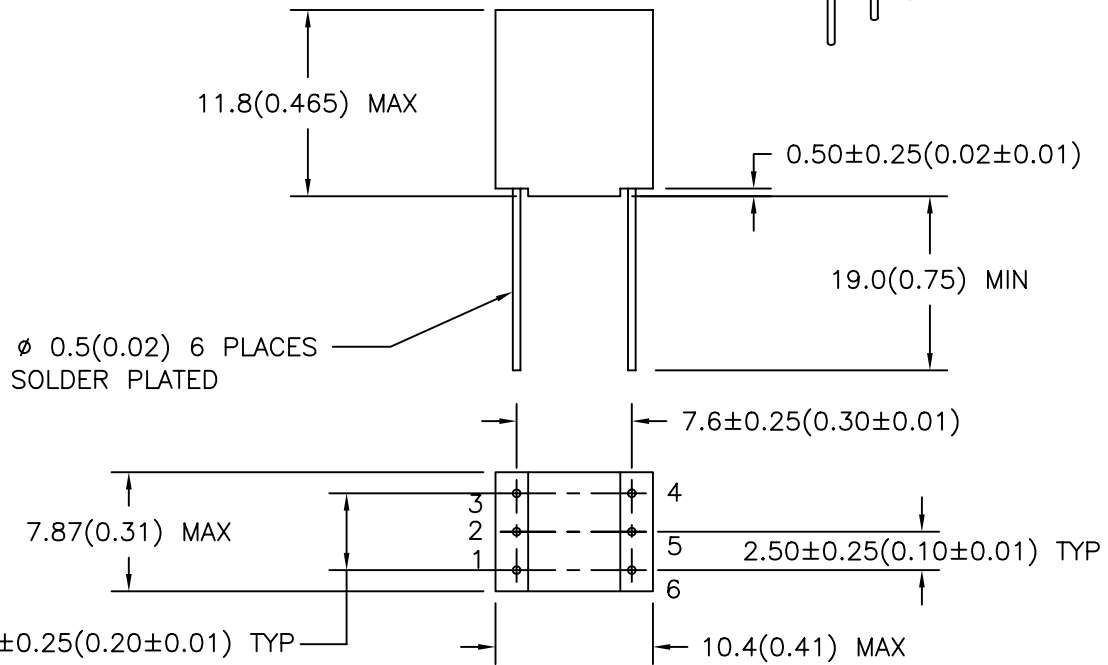
1. Pri Source Impedance; 25KΩ
2. Sec Load Impedance; 1KΩ SPLIT
3. Pri DC Current; 0.25mA MAX
4. Operating Level; 30mW MAX @ 300Hz
5. Frequency Response (relative to 1KHz); ±2.0dB, @ 300Hz to 100KHz
6. Longitudinal Balance; 60dB MIN @ 1KHz
7. DC Resistance; (1-2) 1600Ω ±20% (3-6) 95Ω ±20%
8. Turns Ratio; (1-2) : (3-4) : (5-6) = 10.0 : 1.0 : 1.0 ±2%
9. Dielectric Strength; 60Hz 500Vrms 0.5 minute @ Pri - Sec

B. Marking; MET-06, TAMURA, Primary and Secondary Impedance, PM13-M, MICROTRAN, TF5S21ZZ, date code and country of origin

C. Schematic Diagram



D. Mechanical Specifications



TOLERANCES (mm)	
≤ 4	± 0.2
4 ≤ 20	± 0.3
20 ≤ 50	± 0.4

PREPARED BY:

D. Kelley

ENGINEER:

T. Shiozawa

QUALITY CONTROL:

D. Kelley

APPROVED:

D. Suzuki

DWG CONTROL NO. P-A1-12002
ACAD\MXFMR\A1120021.DWG

REV

—

AUDIO COUPLING
MINIATURE ENCAPSULATED TRANSFORMER

TAMURA CORPORATION OF AMERICA
43352 BUSINESS PARK DRIVE, TEMECULA, CA. 92590-6624
(909) 699-1270 FAX 9096769482

MET-06

MODEL SPECIFICATION

DIM: mm(In) SCL: 2/1 SH: 1 OF 1

PROPRIETARY NOTICE: THIS DRAWING PRINT OR DOCUMENT AND SUBJECT MATTER DISCLOSED HEREIN ARE PROPRIETARY ITEMS TO WHICH TAMURA RETAINS THE EXCLUSIVE RIGHT OF DISSEMINATION, REPRODUCTION, MANUFACTURE AND SALE. THIS DRAWING, PRINT OR DOCUMENT IS SUBMITTED IN CONFIDENCE FOR CONSIDERATION BY THE RECIPIENT ALONE UNLESS PERMISSION FOR FURTHER DISCLOSURE IS EXPRESSLY GRANTED IN WRITING.