THIS DRAWING IS UNPUBLISHED
VERTRAULICH UNVEROEFFENTLICHTE ZEICHNUNG
© COPYRIGHT 2022 BY TE CONNECTIVITY
RELEASED FOR PUBLICATION MAR 2008
FREI FUER VEROEFFENTLICHUNG
ALL RIGHTS RESERVED.
ALLE RECHTE VORBEHALTEN.

MATED WITH
PASSEND ZU
SEE NOTES

LOC	DIST
A1	–

PROJEKT NR. EGATN07154

REVISIONS
ANDERUNGEN

P	LTR	DESCRIPTION BESCHREIBUNG	DATE	DWN	APVD
	J3	ADD VIEW WITH NEW TE_LOGO	12APR2018	HO.	GILC
	J4	Coding E and F added	30MAR2020	FRAN	GILC
	J5	PCN-22-132727	16MAR2022	NS	AW
	J6	ECN-22-182736	20DEC2022	SP	AW

SLIDE IN LOCKED POSITION
Schieber in Verriegelungsposition

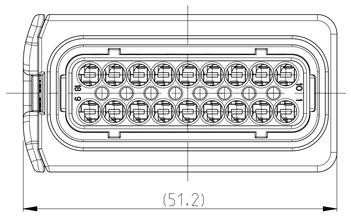

DELIVERY CONDITION:
Lieferzustand:

SECONDARY LOCKING AND SLIDE
IN PRE-LOCKED POSITION
2. Kontaktsicherung und Schieber
in Vorraststellung

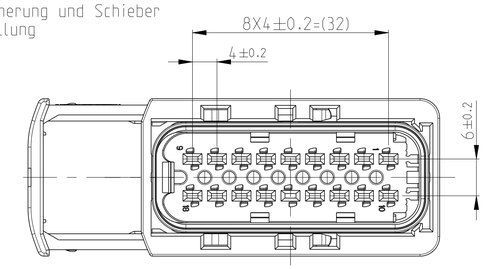

TE LOGO RELATED TO MOLDING TOOL
TE LOGO abhaengig vom Spritzgusswerkzeug

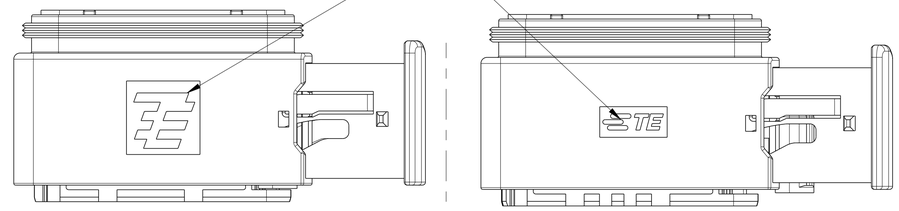

CODING A
Kodierung

PN 1-1563759-1

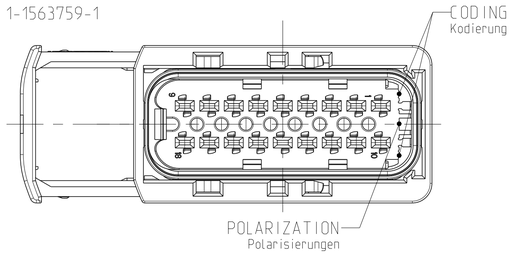

SECTION A-A
Schnitt

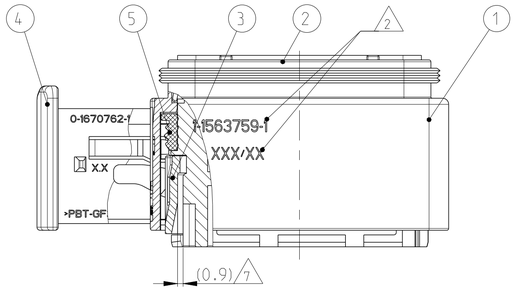

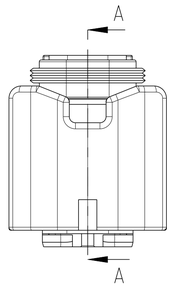

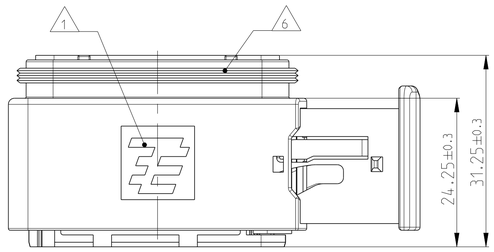

CODING B
Kodierung

PN 2-1563759-1

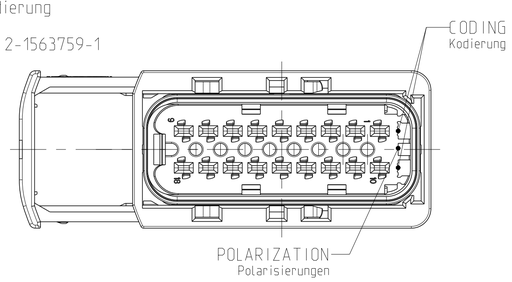

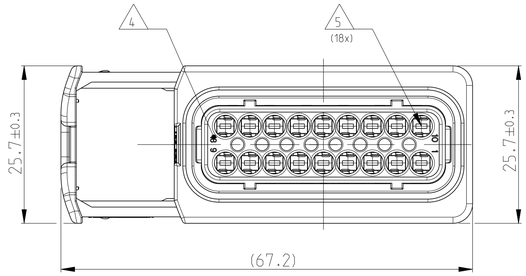

NOTES
Bemerkungen

1. TE LOGO
TE Logo

2. ASSY PN. PRODUCTION DATE (CALENDAR DAY/YEAR):
MARKING OPTIONAL AS LASER ENGRAVING OR
LASER WITH COLOR CHANGE
Assy PN. Produktionsdatum (Kalendertag/Jahr):
Beschriftung wahlweise als Lasergravur oder Laser mit Farbumschlag

3. BULK PACKAGING IN CORRUGATED BOX
Schuettgut im Versandkarton

4. CAVITY NUMBERING
Kammer Bezeichnung

5. CAVITIES MATED WITH AMP MCP 1.5k
SEE PRODUCT GROUP DRAWING
TE NO: 1241436
MAX. WIRE SIZE: 1.5mm² FLR

STANDARD APPLICATION:
AT TEMPERATURE UP TO 120 DEGREE CELSIUS,
SINGLE WIRE SEAL PN 0-2287497-1 AT WIRE SIZE 1.5mm² FLR
RECOMMENDED.

RECOMMENDATION FOR APPLICATION TEMPERATURES UP TO
140 DEGREE CELSIUS, SINGLE WIRE SEAL
PN 0-964972-1, WIRE SIZE: 1.5mm² FLR (AWG 16 TXL)
BUT SLIGHTLY HINDERED MOUNTING.

Kontaktkammern passend fuer AMP MCP 1.5k
siehe Produktgruppenzeichnung
TE Nr: 1241436
max. Drahtgroessenbereich: 1.5mm² FLR

Standard Anwendung:
Bei Einsatztemperatur bis 120°C
Einzelleiterdichtung 0-2287497-1 bei Leitergroesse 1.5mm² FLR empfohlen.

Bei Einsatztemperaturen bis 140°C empfehlen wir bei dem
Drahtgroessenbereich 1.5mm² FLR (AWG 16 TXL) die Einzelleiterdichtung
PN 964972-1,
jedoch mit leicht erschwerter Bestueckbarkeit.

6. SUITABLE COVERS SEE DRAWING: 1670865, 1670866
Passende Kappen siehe Zeichnung: 1670865, 1670866

7. SLIDING DISTANCE OF SECONDARY LOCKING
Verschiebeweg der 2. Kontaktsicherung

8. FITS TO TE INTERFACE DRAWING 114-18799-1
Passend zur Ausfuehrungsvorschrift 114-18799-1

9. SUITABLE COUNTERPART SEE DRAWING: 1564526, 1564412
passendes Gegenstueck siehe Zeichnung: 1564526, 1564412

10. MALFUNCTION CAUSED BY LACQUER IS NOT
COVERED BY TE WARRANTY.
Funktionsbeeinraechtigung durch Lackieren liegt nicht im
Einfluss und Gewaehrleistungsumfang von TE.

CODING C
Kodierung

PN 3-1563759-1

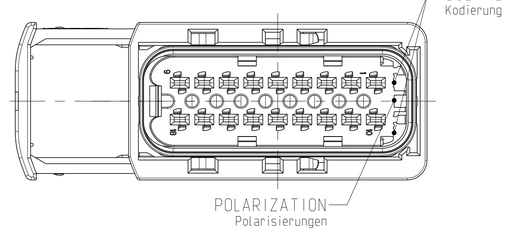

CODING E
Kodierung

PN 5-1563759-1

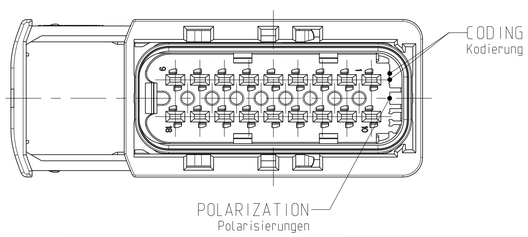

CODING D
Kodierung

PN 4-1563759-1

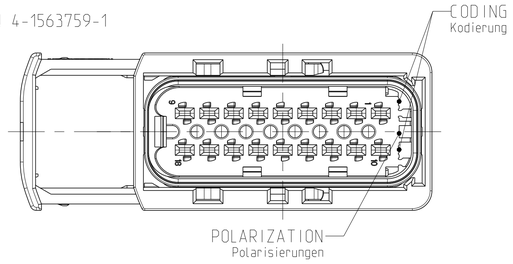

CODING F
Kodierung

PN 6-1563759-1

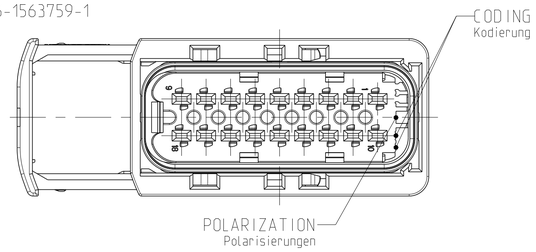

TE ORDER-NO. TE Bestell-Nr.	REV.	NO. OF POS. Polzahl	CODE Kodierung	COLOR OF CAVITY BLOCK Farbe des Kammerblocks	QUANTITY Stueck										ITEM NO ASSY
					RECEPTACLE HOUSING Receptacle housing										ITEM NO
					BLACK schwarz	BLACK schwarz	GREY grau	GREEN gruen	BLUE blau	VIOLET violett	RED rot	YELLOW gelb	YELLOW gelb	WHITE weiss	COLOUR Farbe
					PBT-GF30 / V-0	PBT-GF30 / V-0	PBT-GF30 / V-0	PBT-GF30 / V-0	PBT-GF30 / V-0	PBT-GF30 / V-0	PBT-GF30 / V-0	PBT-GF30 / V-0	PBT-GF30 / V-0	MVQ	MATERIAL
					18POS. CAVITY BLOCK, CODE: "A" 18pol. Kammerblock, Kodierung: "A"	18POS. CAVITY BLOCK, CODE: "B" 18pol. Kammerblock, Kodierung: "B"	18POS. CAVITY BLOCK, CODE: "C" 18pol. Kammerblock, Kodierung: "C"	18POS. CAVITY BLOCK, CODE: "D" 18pol. Kammerblock, Kodierung: "D"	18POS. CAVITY BLOCK, CODE: "E" 18pol. Kammerblock, Kodierung: "E"	18POS. CAVITY BLOCK, CODE: "F" 18pol. Kammerblock, Kodierung: "F"	SECONDARY LOCKING DEVICE zweite Kontaktsicherung	U-SLIDE U-Schieber	SEAL Dichtung	DESCRIPTION Beschreibung	
6-1563759-1	J	18	F	RED rot	1	-	-	-	-	-	1	1	1	1	6
5-1563759-1	J	18	E	VIOLET violett	1	-	-	-	-	1	-	1	1	1	5
4-1563759-1	J	18	D	BLUE blau	1	-	-	-	1	-	-	1	1	1	4
3-1563759-1	J	18	C	GREEN gruen	1	-	-	1	-	-	-	1	1	1	3
2-1563759-1	J	18	B	GREY grau	1	-	1	-	-	-	-	1	1	1	2
1-1563759-1	J	18	A	BLACK schwarz	1	1	-	-	-	-	-	1	1	1	1

1-1563759-1 AS SHOWN
1-1563759-1 wie gezeigt

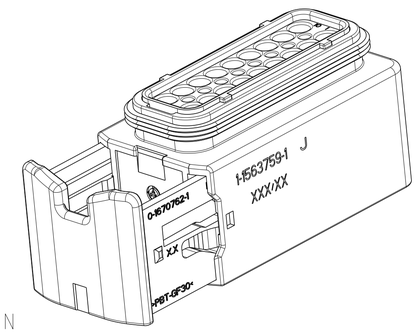

THIS DRAWING IS A CONTROLLED DOCUMENT.
DIESES ZEICHNUNGSDOKUMENT WIRD DURCH AMP INCORPORATED KONTROLLIERT.
ANDERUNGEN UNTERLIEGEN DEN VERFAHREN DER AMP INCORPORATED.
SIEHE QUALITATSSICHERUNGSANWEISUNG DATAMATA FUR AMP INFORMATIONEN.

DIMENSIONS: MM
MASSEINHEITEN: mm

TOLERANCES UNLESS OTHERWISE SPECIFIED:
ACC. TO DIN 8015
ACC. TO DIN 16901-M3
N. PLC ±
1 PLC ±
2 PLC ±
3 PLC ±
4 PLC ±
ANGLES/ANGLE: ±2°

MATERIAL: SEE TABLE siehe Tabelle
FINISH/OBERFLAECHE/FARBE: SEE TABLE siehe Tabelle

DWN	C. Goetz	27MAR2008
CHK	J. Granzow	28MAR2008
APVD	C. Eberwein	31MAR2008
PRODUCT SPEC PRODUKTSPEZ.	108-94020	
APPLICATION SPEC VERARBEITUNGSSPEZ.	114-18756	
WEIGHT GEWICHT	31.0 g	

TE Connectivity

NAME: 18POS. AMP MCP 1.5k REC. HSG. ASSY
18pos. AMP MCP 1.5k, Buchsengehaeuse
HEAVY DUTY SEALED CONNECTOR SERIES - GROUP E

SIZE	CAGE CODE	DRAWING NO ZEICHNUNGS-NR.	RESTRICTED TO NUR FUER
A1	00779	C-1563759	–

Customer Drawing /KUNDENZEICHNUNG | SCALE MASSSTAB 5:1 | SHEET BLATT 1 OF VON 1 | REV J6

4805 (3/11)