THIS DRAWING IS UNPUBLISHED. RELEASED FOR PUBLICATION -.- .
© COPYRIGHT - BY TYCO ELECTRONICS CORPORATION. ALL RIGHTS RESERVED.

LOC	DIST
GP	00

REVISIONS

P	LTR	DESCRIPTION	DATE	DWN	APVD
	B	REVISED PER ECO-08-004045	26MAR08	JDP	SLB

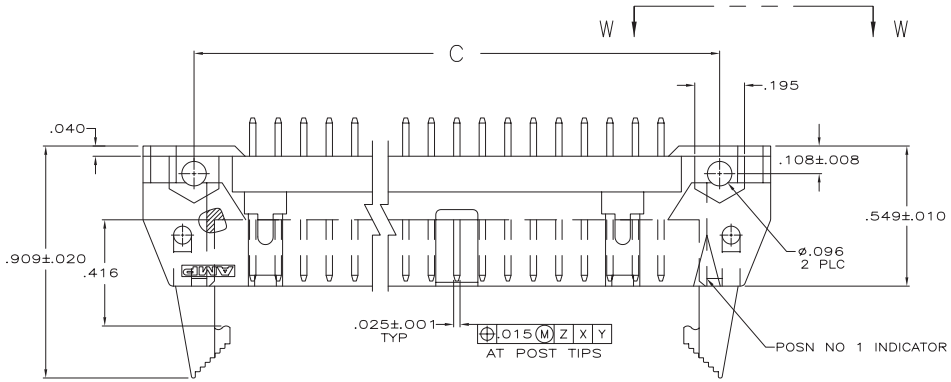

1. MOLDED PARTS: FLAME RETARDANT PCT, UL94 V-0 RATED, COLOR RED. POSTS: BRASS OR PHOSPHOR BRONZE.
2. POSTS: GOLD FLASH OVER PALLADIUM-NICKEL PLATE, .000030 MIN TOTAL ON THE LOCALIZED PLATE AREA, .000100 MIN TIN PLATE ON THE SOLDER-TAIL, .000050 MIN NICKEL UNDERPLATE ON THE ENTIRE POST.
   -OR-
   .000030 MIN GOLD PLATE ON THE LOCALIZED PLATE AREA, .000100 MIN TIN PLATE ON THE SOLDER-TAIL, .000050 MIN NICKEL UNDERPLATE ON THE ENTIRE POST.
3. RECOMMENDED STENCIL THICKNESS EQUALS .010
4. FOR 10 POS.HEADER ONLY, ONE SLOT LOCATED AS SHOWN.
5. NO SNAP-IN POLARIZING FEATURE ON THIS END FOR 10 POS HEADERS.

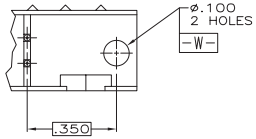

VIEW W-W

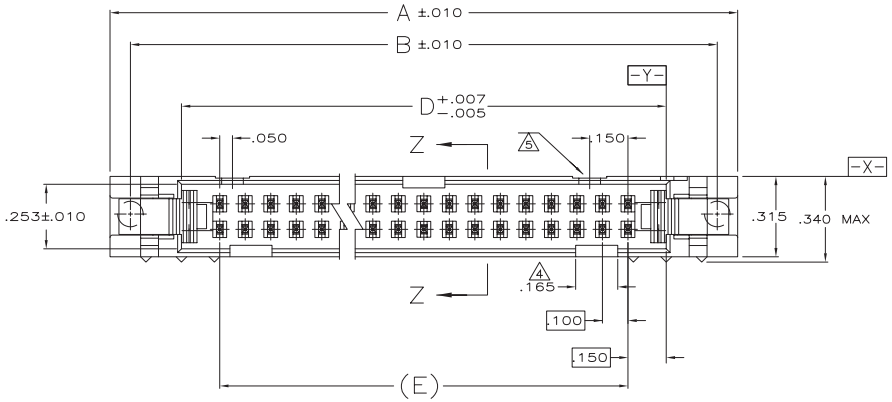

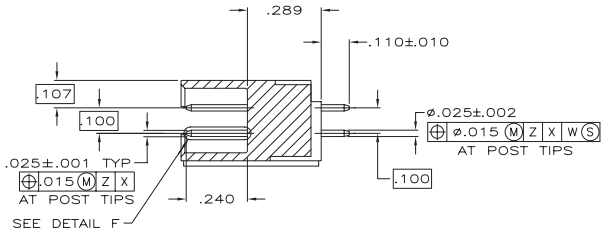

SECTION Z-Z

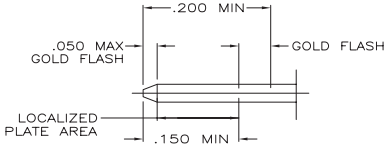

DETAIL F
SCALE 10:1

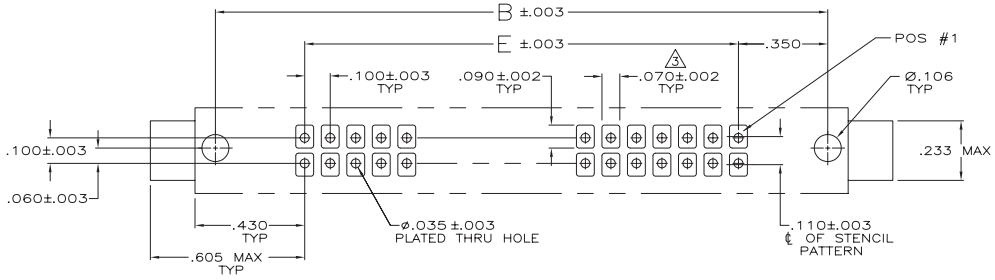

RECOMMENDED
P C BOARD MOUNTING DIMENSIONS

E	D	C	B	A	NO OF POSN	PART NUMBER
2.400	2.700	2.860	3.100	3.260	50	1-5111375-0
1.900	2.200	2.360	2.600	2.760	40	5111375-9
1.600	1.900	2.060	2.300	2.460	34	5111375-8
1.200	1.500	1.660	1.900	2.060	26	5111375-6
.400	.700	.860	1.100	1.260	10	5111375-1

THIS DRAWING IS A CONTROLLED DOCUMENT.

DIMENSIONS: INCHES

TOLERANCES UNLESS OTHERWISE SPECIFIED:
0 PLC ± -
1 PLC ± -
2 PLC ± .005
3 PLC ± -
4 PLC ± -
ANGLES ± -

MATERIAL 1

FINISH 2

DRN G. ATTADIA - DOCKS 01-11-05
CHK S. BOLASH 01-11-05
APVD M. WALMSLEY 01-11-05
PRODUCT SPEC 108-40018
APPLICATION SPEC -
WEIGHT -

Tyco Electronics
Tyco Electronics Corporation
Harrisburg, PA 17105-3608

NAME HEADER ASSEMBLY, UNIVERSAL, HIGH TEMP, W/LATCHS, AMP-LATCH

SIZE A1 | CAGE CODE 00779 | DRAWING NO C-5111375 | RESTRICTED TO -

CUSTOMER DRAWING | SCALE 4:1 | SHEET 1 OF 1 | REV B