THIS DRAWING IS UNPUBLISHED. RELEASED FOR PUBLICATION -,- .
© COPYRIGHT - By - ALL RIGHTS RESERVED.

LOC	DIST
AD	39

REVISIONS

P	LTR	DESCRIPTION	DATE	DWN	APVD
	D	REVISED PER ECO-14-000260	05JUL2014	NK	MM

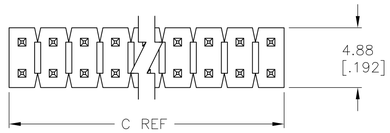

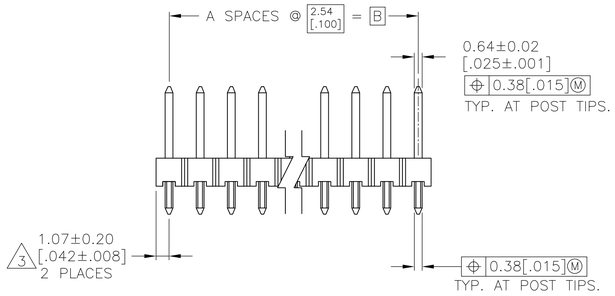

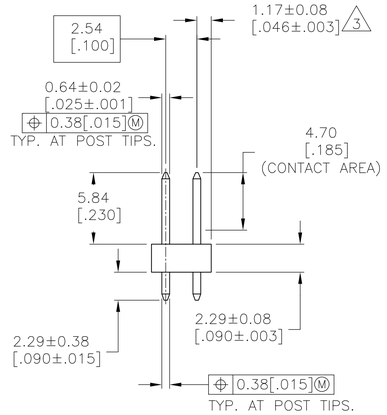

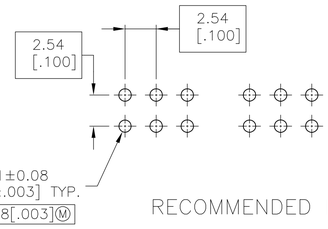

RECOMMENDED HOLE LAYOUT

	C	B	A	NO. OF POSITIONS	PART NUMBER
	101.19 [3.984]	99.06 [3.900]	39	80	4-146443-0
5 OBSOLETE	98.65 [3.884]	96.52 [3.800]	38	78	3-146443-9
	96.11 [3.784]	93.98 [3.700]	37	76	3-146443-8
	93.57 [3.684]	91.44 [3.600]	36	74	3-146443-7
	91.03 [3.584]	88.90 [3.500]	35	72	3-146443-6
	88.49 [3.484]	86.36 [3.400]	34	70	3-146443-5
	85.95 [3.384]	83.82 [3.300]	33	68	3-146443-4
	83.41 [3.284]	81.28 [3.200]	32	66	3-146443-3
	80.87 [3.184]	78.74 [3.100]	31	64	3-146443-2
	78.33 [3.084]	76.20 [3.000]	30	62	3-146443-1
	75.79 [2.984]	73.66 [2.900]	29	60	3-146443-0
	73.25 [2.884]	71.12 [2.800]	28	58	2-146443-9
	70.71 [2.784]	68.58 [2.700]	27	56	2-146443-8
	68.17 [2.684]	66.04 [2.600]	26	54	2-146443-7
	65.63 [2.584]	63.5 [2.500]	25	52	2-146443-6
	63.09 [2.484]	60.96 [2.400]	24	50	2-146443-5
5 OBSOLETE	60.55 [2.384]	58.42 [2.300]	23	48	2-146443-4
	58.01 [2.284]	55.88 [2.200]	22	46	2-146443-3
	55.47 [2.184]	53.34 [2.100]	21	44	2-146443-2
	52.93 [2.084]	50.80 [2.000]	20	42	2-146443-1
	50.39 [1.984]	48.26 [1.900]	19	40	2-146443-0
	47.85 [1.884]	45.72 [1.800]	18	38	1-146443-9
	45.31 [1.784]	43.18 [1.700]	17	36	1-146443-8
	42.77 [1.684]	40.64 [1.600]	16	34	1-146443-7
	40.23 [1.584]	38.10 [1.500]	15	32	1-146443-6
	37.69 [1.484]	35.56 [1.400]	14	30	1-146443-5
5 SUPERSEDED	35.15 [1.384]	33.02 [1.300]	13	28	1-146443-4
5 SUPERSEDED	32.61 [1.284]	30.48 [1.200]	12	26	1-146443-3
	30.07 [1.184]	27.94 [1.100]	11	24	1-146443-2
5 OBSOLETE	27.53 [1.084]	25.40 [1.000]	10	22	1-146443-1
	24.99 [.984]	22.86 [.900]	9	20	1-146443-0
	22.45 [.884]	20.32 [.800]	8	18	146443-9
	19.91 [.784]	17.78 [.700]	7	16	146443-8
5 OBSOLETE	17.37 [.684]	15.24 [.600]	6	14	146443-7
	14.83 [.584]	12.70 [.500]	5	12	146443-6
	12.29 [.484]	10.16 [.400]	4	10	146443-5
5 SUPERSEDED	9.75 [.384]	7.62 [.300]	3	8	146443-4
5 OBSOLETE	7.21 [.284]	5.08 [.200]	2	6	146443-3
	4.67 [.184]	2.54 [.100]	1	4	146443-2
5 OBSOLETE	2.13 [.084]	- [-]	0	2	146443-1

1. ASSEMBLY MAY BE BROKEN TO THE DESIRED NUMBER OF POSITIONS.
2. TRUE POSITION TOLERANCE OF THE POST TIPS APPLIES WHEN THE HEADER IS HELD FLAT AGAINST THE PRINTED CIRCUIT BOARD.
3. THE NOTED DIMENSIONS APPLY AT THE INTERSECTION OF THE POST AND HOUSING.
4. FINISH: 0.000127 [.000005] GOLD IN CONTACT AREA, 0.00254-0.00508 [.000100-.000200] TIN-LEAD ON SOLDER TAIL, ALL OVER 0.00127 [.000050] NICKEL.
5. OBSOLETE PARTS: OBSOLETE CIS STREAMLINING PER D.RENAUD/D.SINISI

THIS DRAWING IS A CONTROLLED DOCUMENT.

DIMENSIONS: mm [INCHES]

TOLERANCES UNLESS OTHERWISE SPECIFIED:
0 PLC ± -
1 PLC ± -
2 PLC ± 0.51[.02]
3 PLC ± 0.127[.005]
4 PLC ± 0.0127[.0005]
ANGLES ± -

MATERIAL: POST: COPPER ALLOY

FINISH: 4

DWN T. HOFFMAN 9/19/95
CHK G. DUBNICZKI 9/20/95
APVD G. DUBNICZKI 9/20/95

PRODUCT SPEC: -
APPLICATION SPEC: -
WEIGHT: -

TE Connectivity

NAME: HEADER ASSEMBLY, MOD II, BREAKAWAY, DOUBLE ROW, .100 X .100 CL, VERTICAL, .025 SQ. POST

SIZE A1 | CAGE CODE 00779 | DRAWING NO C-146443 | RESTRICTED TO -

CUSTOMER DRAWING | SCALE 4:1 | SHEET 1 OF 1 | REV D

4805 (3/11)