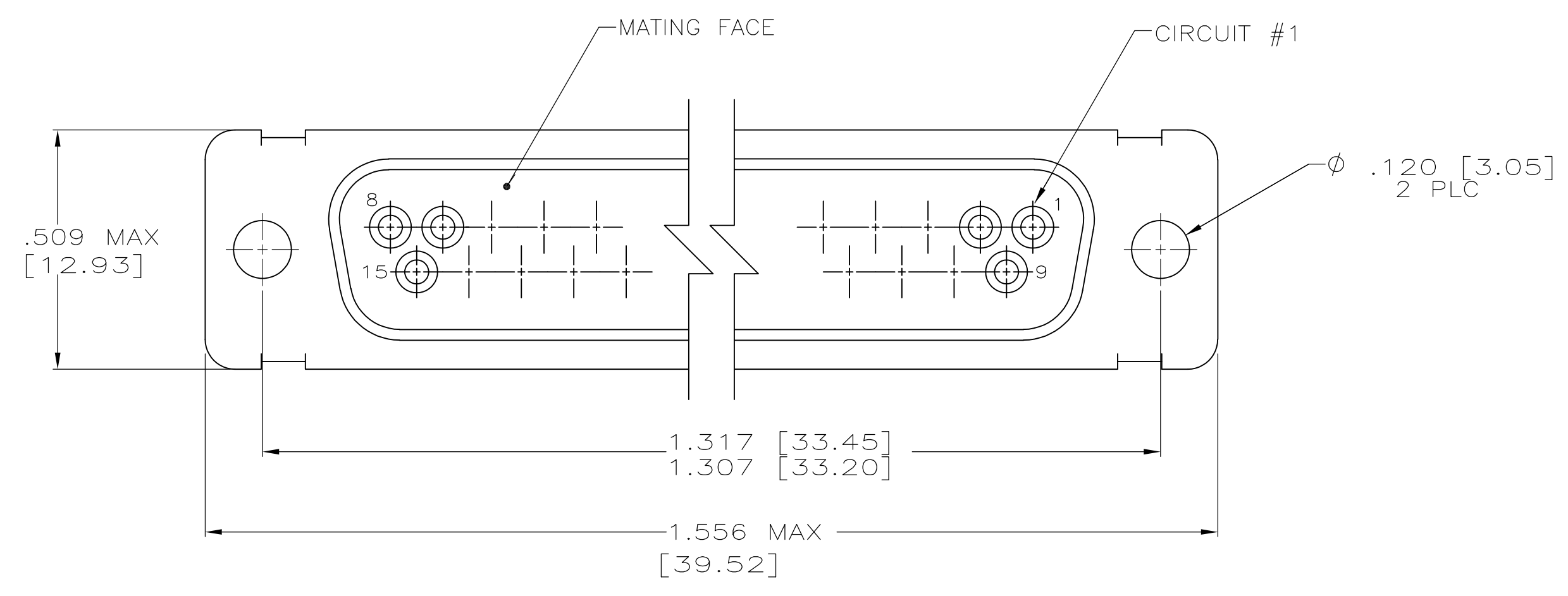
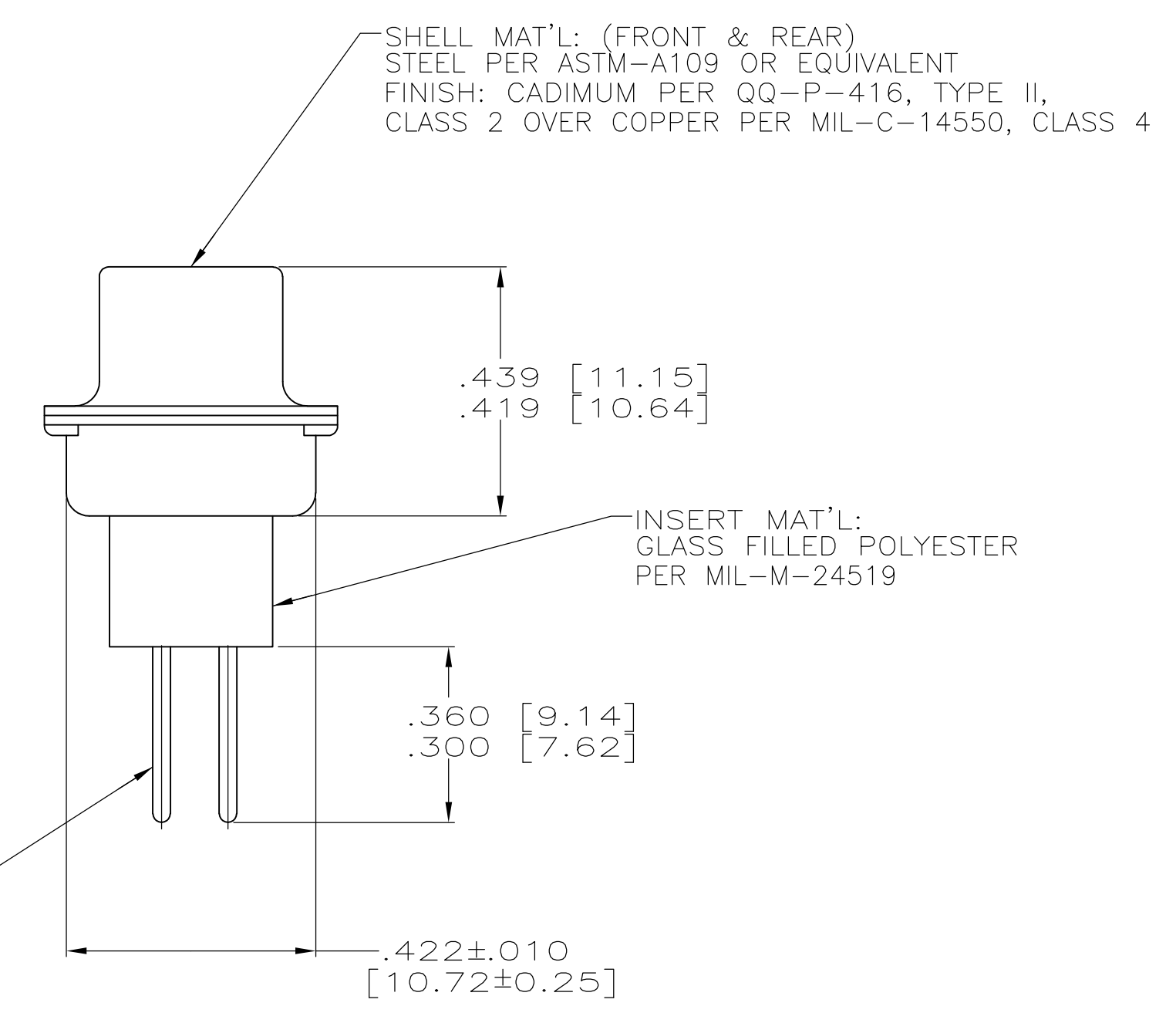
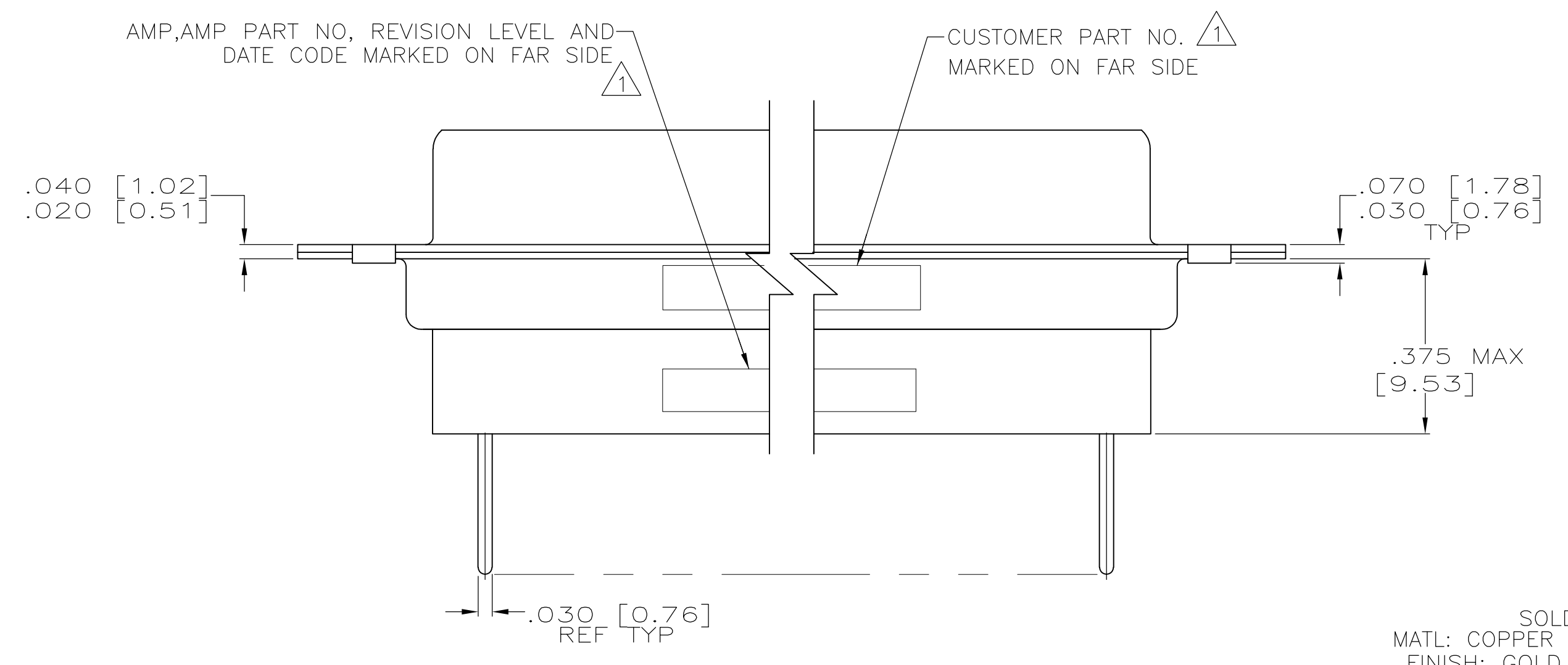


LOC		DIST		REVISIONS			
DF	DO	IF	LTR	DESCRIPTION	DATE	DWN	APVD
		H		REV PER ECO 08-016090	06AUG08	PY	RL



⚠ MARKED WITH .047-.062 [1.19-1.57] HIGH CHARACTERS. FAR SIDE REFERS TO THE WIDE SIDE OF THE KEYSTONE. NEAR SIDE REFERS TO THE NARROW SIDE OF THE KEYSTONE. IF REAR INSERT IS TOO SMALL FOR AMP, AMP PART NO. REV LEVEL AND DATE CODE, THEN SPLIT AS FOLLOWS:
 A. AMP PART NUMBER AND REV LEVEL ON REAR INSERT, FAR SIDE
 B. "AMP" AND DATE CODE ON REAR INSERT, NEAR SIDE
 C. CUSTOMER PART NUMBER ON REAR SHELL, FAR SIDE



SOLDER TAIL SOCKET CONTACT (QTY=15)
 MATL: COPPER ALLOY PER ASTM-B194 & ASTM-B301
 FINISH: GOLD PLATED PER ASTM-B-488, TYPE 3,
 CODE C, CLASS 1.25 OVER NICKEL .000050 MIN THK
 PER QQ-N-290

WARNING: THIS DOCUMENT CONTAINS TECHNICAL DATA WHOSE EXPORT IS RESTRICTED BY THE ARMS EXPORT CONTROL ACT (TITLE 22, U.S.C. SECTION 2751, ET SEQ.) OR THE EXPORT ADMINISTRATION ACT OF 1979, AS AMENDED (TITLE 50, U.S.C., APP. 2401 ET SEQ.) VIOLATIONS OF THESE EXPORT LAWS ARE SUBJECT TO SEVERE PENALTIES.

13508336-2	194120-1
CUSTOMER PART NO.	PART NO.

THIS DRAWING IS A CONTROLLED DOCUMENT.		DWN C. C. THOMAS 12-12-01	Tyco Electronics Corporation Harrisburg, PA 17105-3608
DIMENSIONS: INCHES		CHK CHAD BAKER 12-12-01	
TOLERANCES UNLESS OTHERWISE SPECIFIED:		APVD CHAD BAKER 12-12-01	NAME CHAD BAKER PRODUCT SPEC APPLICATION SPEC WEIGHT CUSTOMER DRAWING
0 PLC ± - 1 PLC ± - 2 PLC ± - 3 PLC ± .005 [0.13] 4 PLC ± - ANGLES ± - FINISH -		DATE CODE 12-12-01 DRAWING NO 194120-1 SCALE 4:1 SHEET 1 OF 1 REV H	