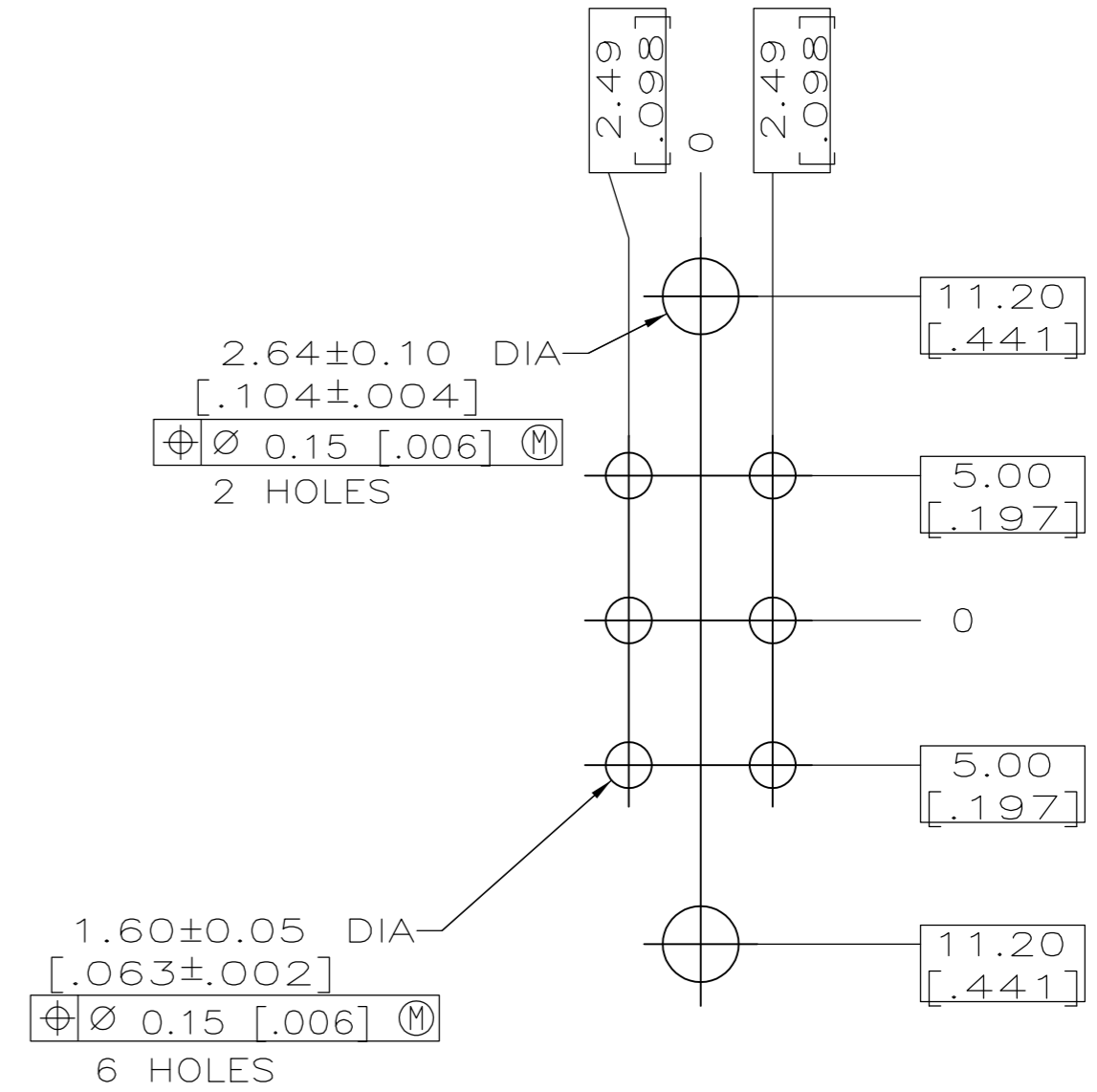
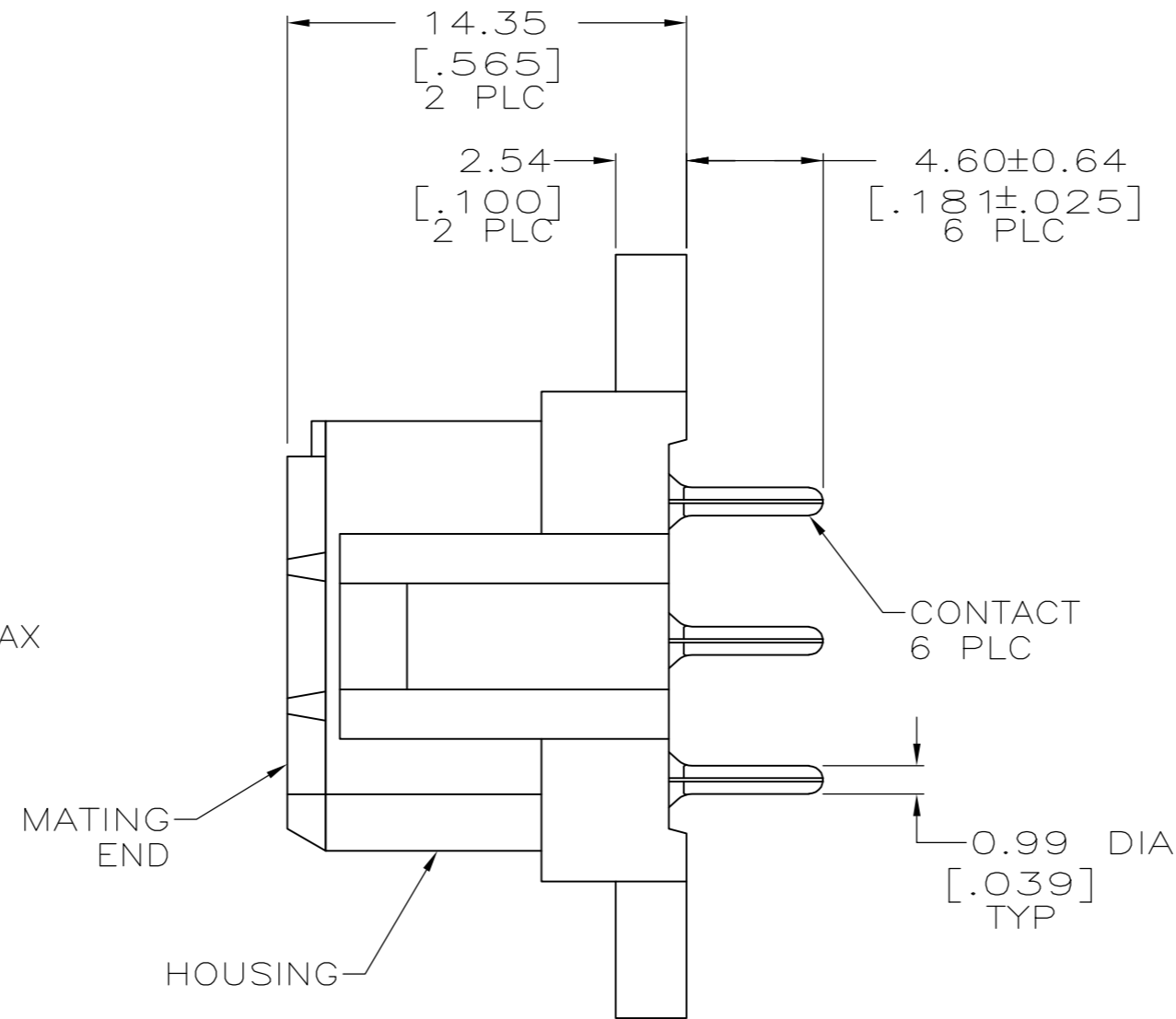
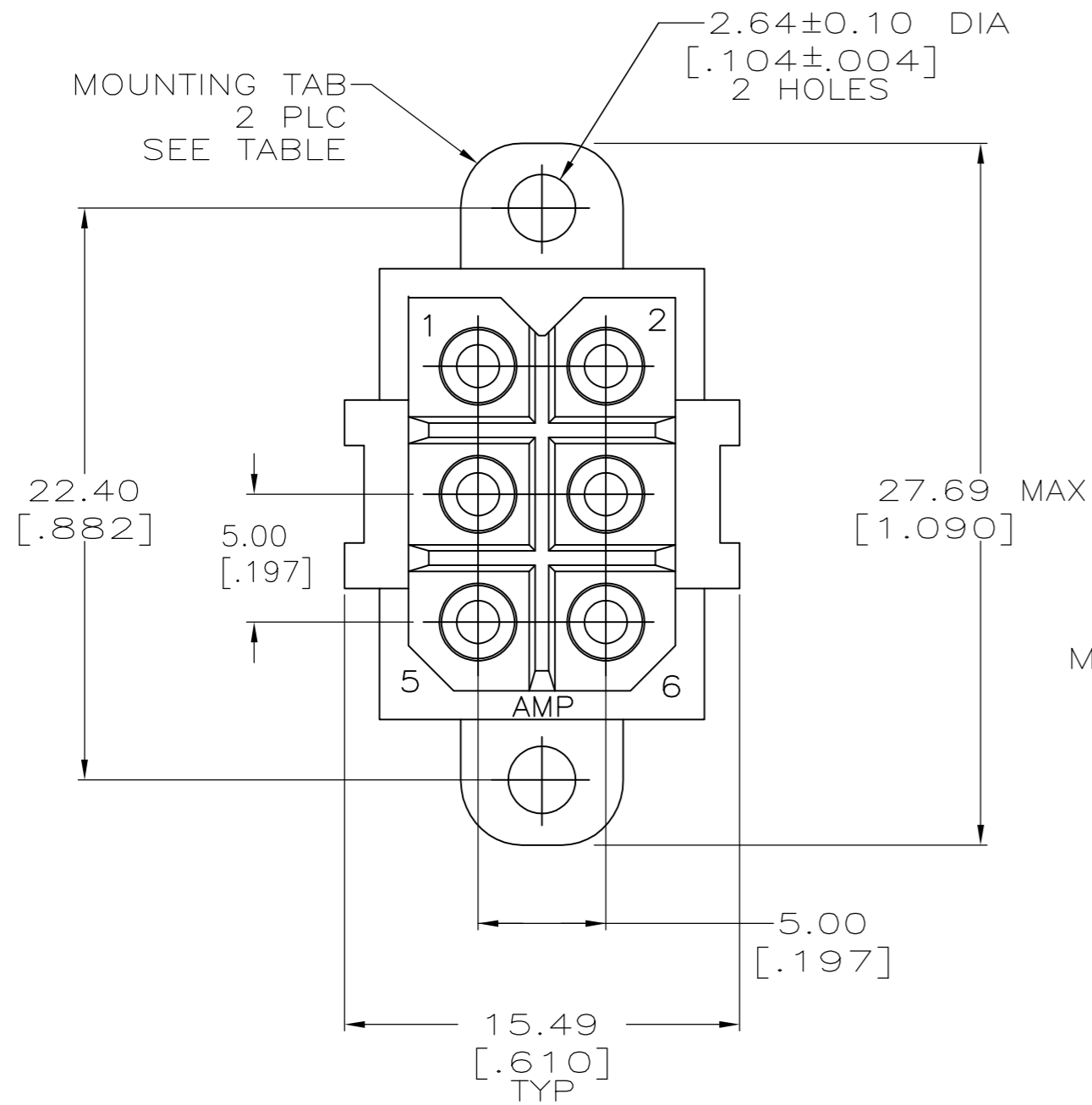


THIS DRAWING IS UNPUBLISHED. RELEASED FOR PUBLICATION
 © COPYRIGHT BY TYCO ELECTRONICS CORPORATION. ALL RIGHTS RESERVED.

LOC	DIST	REVISIONS					
FT	0	P	LTR	DESCRIPTION	DATE	DWN	APVD
		P		REVISED PER 0G3B-0170-05	4/11/05	SS	GS
		P1		REVISED PER ECO-09-024717	06NOV09	KK	AEG



RECOMMENDED LAYOUT

- ① NYLON, UL 94-VO RATED, RED.
- ② PHOSPHOR BRONZE.
- ③ 3.81um [.000150] MIN TIN-LEAD OVER 1.27um [.000050] MIN NICKEL.
- ④ 0.76um [.000030] MIN GOLD FOR A LENGTH OF 4.95 [.195] MIN FROM MATING END, 3.81um [.000150] MIN TIN-LEAD FOR A LENGTH OF 4.88 [.192] MIN ON OPPOSITE END, BOTH OVER 1.27um [.000050] MIN NICKEL.
- ⑤ 3.81um [.000150] MIN TIN OVER 1.27um [.000050] MIN NICKEL.
- ⑥ 0.76um [.000030] MIN GOLD FOR A LENGTH OF 4.95 [.195] MIN FROM MATING END, 3.81um [.000150] MIN TIN FOR A LENGTH OF 4.88 [.192] MIN ON OPPOSITE END, BOTH OVER 1.27um [.000050] MIN NICKEL.
- ⑦ OBSOLETE PARTS: OBSOLETE CIS STREAMLINING PER D.RENAUD/D.SINISI

CONTACT FINISH	MOUNTING TABS	PART NO
⑥	NO	1-207524-0
⑥	YES	207524-9
⑤	NO	207524-8
⑤	YES	207524-7
④	NO	207524-4
④	YES	207524-3
③	NO	207524-2
③	YES	207524-1

THIS DRAWING IS A CONTROLLED DOCUMENT.		DWN L.SIPE 03/20/92	Tyco Electronics Corporation Harrisburg, Pa 17105-3608	
DIMENSIONS: mm [INCHES]	TOLERANCES UNLESS OTHERWISE SPECIFIED:	CHK R.STONE 3-25-92	NAME SOCKET HEADER ASSEMBLY, 6 POSITION, METRIMATE	
	0 PLC ± -	APVD A.TRAVIS 3-25-92	SIZE A2	CAGE CODE 00779
	1 PLC ± -	PRODUCT SPEC 108-10033	DRAWING NO C=207524	RESTRICTED TO -
MATERIAL HOUSING: 1	FINISH CONTACT: SEE TABLE	APPLICATION SPEC -	SCALE 4:1	SHEET 1 OF 1
CUSTOMER DRAWING		WEIGHT -	REV P1	