THIS DRAWING IS UNPUBLISHED. RELEASED FOR PUBLICATION -,- .
© COPYRIGHT - By - ALL RIGHTS RESERVED.

LOC	DIST
AD	00

REVISIONS

P	LTR	DESCRIPTION	DATE	DWN	APVD
	H1	REVISED PER ECO-15-010569	23JUL2015	NK	MM

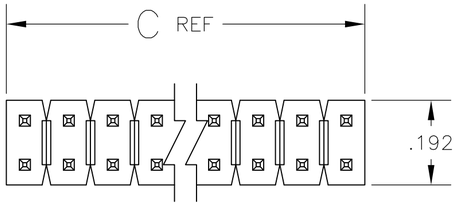

1 ASSEMBLY MAY BE BROKEN TO THE DESIRED NUMBER OF POSITIONS

2 TRUE POSITION TOLERANCE OF THE POST TIPS APPLIES WHEN THE HEADER IS HELD FLAT AGAINST THE PRINTED CIRCUIT BOARD

3 THE NOTED DIMENSIONS APPLY AT THE INTERSECTION OF THE POST AND HOUSING

4 POINT OF MEASUREMENT FOR PLATING THICKNESS

5 OBSOLETE PARTS: OBSOLETE CIS STREAMLINING PER D.RENAUD/D.SINISI

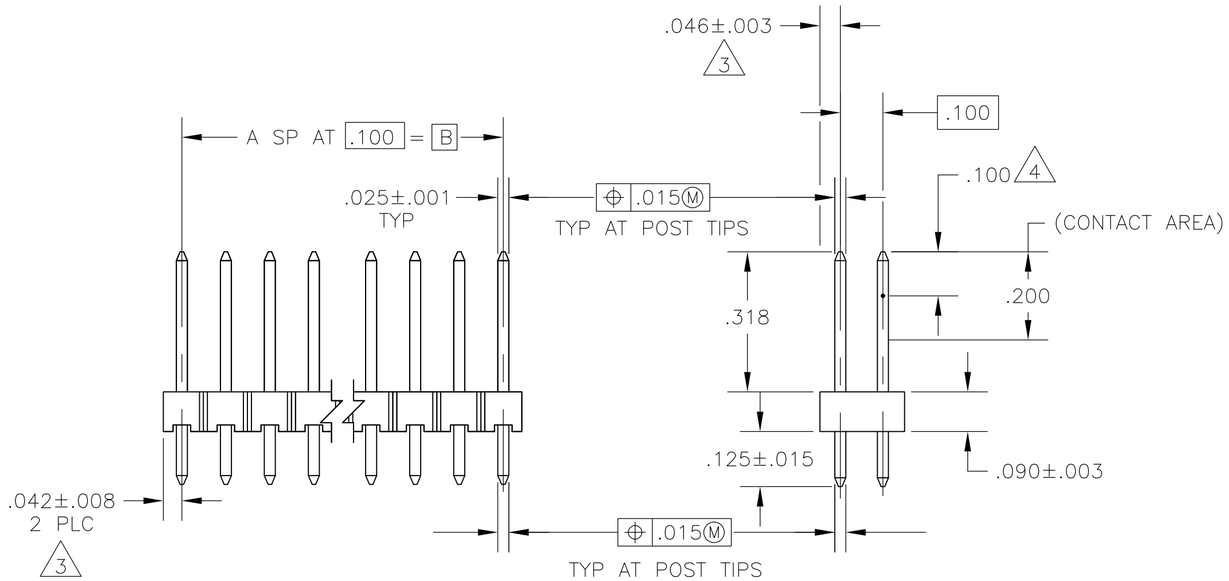

	C	B	A	NO OF POSN	PART NUMBER
	3.984	3.900	39	80	4-102977-0
5 OBSOLETE	3.884	3.800	38	78	~~3-102977-9~~
	3.784	3.700	37	76	~~3-102977-8~~
	3.684	3.600	36	74	~~3-102977-7~~
	3.584	3.500	35	72	3-102977-6
	3.484	3.400	34	70	3-102977-5
5 OBSOLETE	3.384	3.300	33	68	~~3-102977-4~~
	3.284	3.200	32	66	3-102977-3
	3.184	3.100	31	64	3-102977-2
5 OBSOLETE	3.084	3.000	30	62	~~3-102977-1~~
	2.984	2.900	29	60	~~3-102977-0~~
	2.884	2.800	28	58	~~2-102977-9~~
	2.784	2.700	27	56	~~2-102977-8~~
	2.684	2.600	26	54	~~2-102977-7~~
	2.584	2.500	25	52	~~2-102977-6~~
	2.484	2.400	24	50	2-102977-5
5 OBSOLETE	2.384	2.300	23	48	~~2-102977-4~~
	2.284	2.200	22	46	~~2-102977-3~~
	2.184	2.100	21	44	2-102977-2
5 OBSOLETE	2.084	2.000	20	42	~~2-102977-1~~
	1.984	1.900	19	40	2-102977-0
5 OBSOLETE	1.884	1.800	18	38	~~1-102977-9~~
	1.784	1.700	17	36	~~1-102977-8~~
	1.684	1.600	16	34	1-102977-7
	1.584	1.500	15	32	1-102977-6
	1.484	1.400	14	30	1-102977-5
	1.384	1.300	13	28	1-102977-4
	1.284	1.200	12	26	1-102977-3
	1.184	1.100	11	24	1-102977-2
	1.084	1.000	10	22	1-102977-1
	.984	.900	9	20	1-102977-0
5 OBSOLETE	.884	.800	8	18	~~102977-9~~
	.784	.700	7	16	102977-8
	.684	.600	6	14	102977-7
	.584	.500	5	12	102977-6
	.484	.400	4	10	102977-5
	.384	.300	3	8	102977-4
	.284	.200	2	6	102977-3
	.184	.100	1	4	102977-2
	.084	—	—	2	102977-1

102977

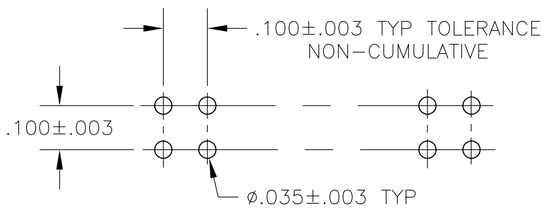

RECOMMENDED HOLE LAYOUT

THIS DRAWING IS A CONTROLLED DOCUMENT.

DIMENSIONS: INCHES

TOLERANCES UNLESS OTHERWISE SPECIFIED:
0 PLC ± -
1 PLC ± -
2 PLC ± -
3 PLC ± .005
4 PLC ± -
ANGLES ± -

MATERIAL
HOUSING: FLAME RETARDANT THERMOPLASTIC; COLOR-BLACK
POST: COPPER ALLOY

FINISH POST:
.000030 GOLD ON CONTACT AREA, .000100-.000200 MATTE TIN-LEAD ON SOLDER TAIL ALL OVER .000050NICKEL

DWN	H MOLL	15OCT87
CHK	T. CLARK	20OCT87
APVD	T. CLARK	20OCT87
PRODUCT SPEC	—	
APPLICATION SPEC	—	
WEIGHT	—	

TE Connectivity

NAME
HEADER ASSY, MOD II, BREAKAWAY, DOUBLE ROW, .100X.100 CL, VERTICAL, WITH .025 SQ POSTS

SIZE	CAGE CODE	DRAWING NO	RESTRICTED TO
A2	00779	C-102977	—

CUSTOMER DRAWING | SCALE 4:1 | SHEET 1 OF 1 | REV H1