THIS DRAWING IS UNPUBLISHED. RELEASED FOR PUBLICATION -.- .
© COPYRIGHT - By - ALL RIGHTS RESERVED.

LOC	DIST
AD	25

REVISIONS

P	LTR	DESCRIPTION	DATE	DWN	APVD
	R	REVISED PER ECO-13-006338	22APR13	KH	RP

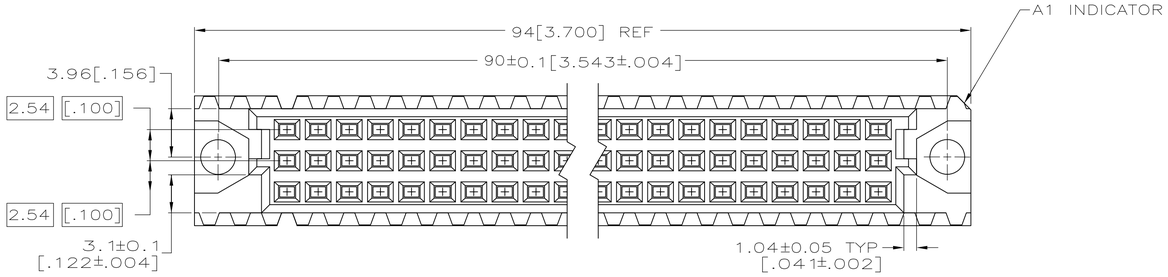

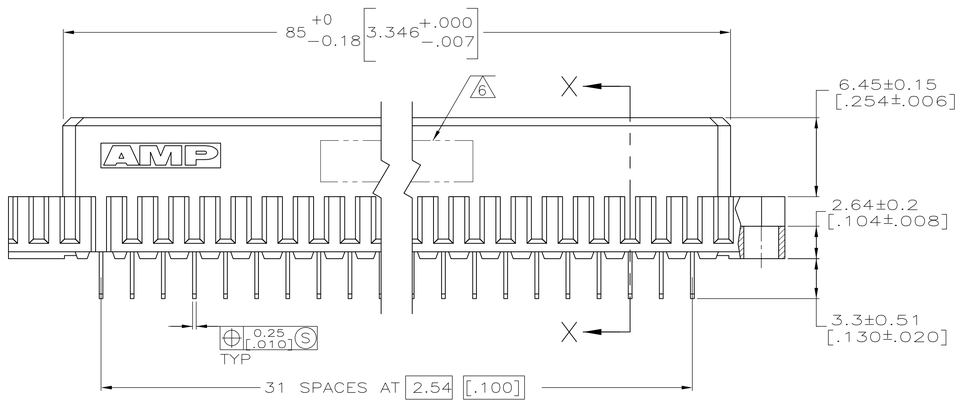

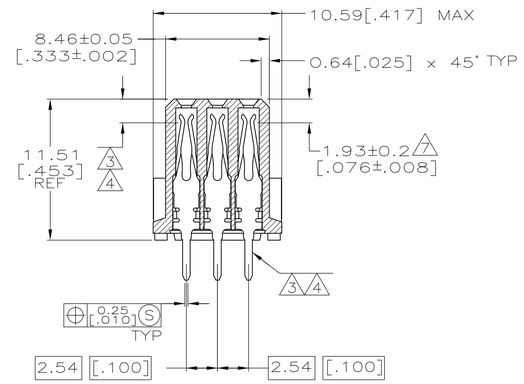

SECTION X–X

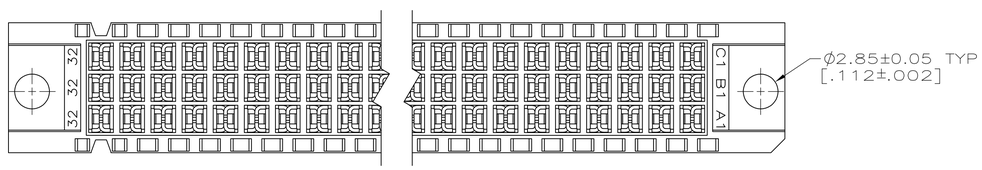

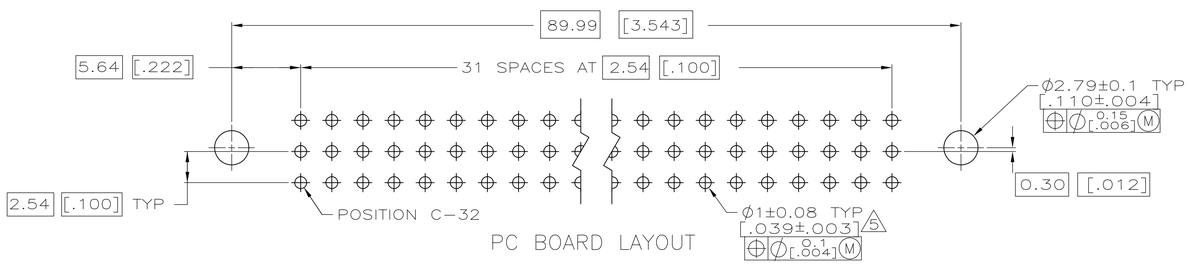

PC BOARD LAYOUT

1. HOUSING MATERIAL: GLASS–FILLED POLYMER.
2. CONTACT MATERIAL: COPPER ALLOY.
3. CONTACT FINISH: DIN 41612 CLASS 3 IN CONTACT AREA. TIN PLATE ON POSTS.
4. CONTACT FINISH: DIN 41612 CLASS 2 IN CONTACT AREA. TIN PLATE ON POSTS.
5. RECOMMENDED HOLE SIZE FOR MANUAL APPLICATION OF CONNECTOR ONTO PC BOARD.
6. PART NUMBER, DATE CODE IDENTIFICATION, CSA LOGO IN THIS APPROXIMATE AREA, ON REVERSE SIDE.
7. CONTACT POINT.
8. CONTACT FINISH: 0.000076 [.000003] MIN GOLD IN CONTACT AREA. 0.00127 [.000050] NICKEL UNDERPLATE ALL OVER. TIN ON POSTS. CONTACT AREA LUBRICATED WITH BELLCORE APPROVED LUBRICANT, TECHNICAL REFERENCE GR–1217–CORE, ISSUE 1, NOVEMBER 1995. ADD NOTE 9: HOUSING MATERIAL: HIGH TEMP GLASS–FILLED POLYMER.
9. HOUSING MATERIAL: HIGH TEMP GLASS–FILLED POLYMER.

FINISH	MATERIAL	PART NUMBER
3	2 1	5535090–9
4	2 9	5535090–8
4	2 1	5535090–5
4	2 1	5535090–4
8	2 1	5535090–3

THIS DRAWING IS A CONTROLLED DOCUMENT.

DIMENSIONS: mm [INCHES]

TOLERANCES UNLESS OTHERWISE SPECIFIED:
0 PLC ± –
1 PLC ± –
2 PLC ± –
3 PLC ± 0.13 [.005]
4 PLC ± –
ANGLES ± –

MATERIAL: SEE TABLE
FINISH: SEE TABLE

DWN J. POLIGNONE 27MAY05
CHK A. SHARPE 27MAY05
APVD A. SHARPE 27MAY05
PRODUCT SPEC —
APPLICATION SPEC —
WEIGHT —

TE Connectivity

NAME: ASSEMBLY, RECEPTACLE, EUROCARD, TYPE C, LEAD–FREE, 96 POSITION, 3.30[.130] SOLDER POSTS

SIZE	CAGE CODE	DRAWING NO	RESTRICTED TO
A1	00779	C–5535090	—

CUSTOMER DRAWING | SCALE 4:1 | SHEET 1 OF 1 | REV R