

F-55X

Electrical Specifications (@25C)

1. Maximum Power: 45.6 VA
2. Primary: 115V 50/60 Hz
3. Secondary: 26.8VCT @ 1.70 Amps
4. Voltage Regulation: 10 % TYP @ full load to no load
5. Temperature Rise: 35C TYP (45C MAX allowed)

Description:

The F-55X is part of a series which has a long history of reliable service in the field, made from a proven design and constructed with UL recognized materials.

Construction:

Wound on a single channel nylon bobbin. Materials are UL recognized, Class B (130° C) rated.

Safety:

These products are 100% hipot tested with an insulation of 1500V between primary and secondary windings as well as between the primary / secondary windings and the core.

Dimensions: Units: In inches

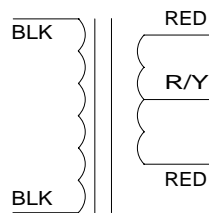
A	B	C	D
2.593	4.00	2.250	3.187

Mounting Hole Diameter: .187 in

Lead length: 7.0 inches \pm 1 inch

Weight: 2.30 lbs

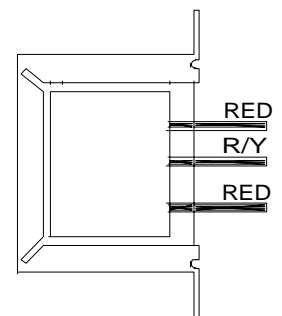
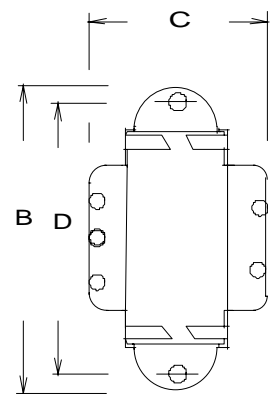
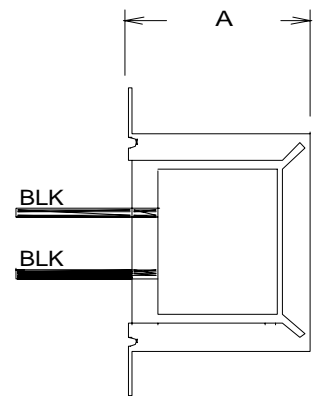
Schematic:



Primary: Black to Black
Secondary: Red to Red

RoHS Compliance: As of manufacturing date February 2005, all standard products meet the requirements of 2002/95/EC, known as the RoHS initiative.

* Upon printing, this document is considered "uncontrolled". Please contact Triad Magnetics' website for the most current version.



Mouser Electronics

Authorized Distributor

Click to View Pricing, Inventory, Delivery & Lifecycle Information:

[Triad Magnetics:](#)

[F55X](#)